

COMISION DE AGUA Y ALCANTARILLADO DEL MUNICIPIO DE PROGRESO ALVARO OBREGON
Hidalgo

Estado del Ejercicio del Presupuesto de Egresos por Capitulo del Gasto Al 30/06/2023

Fecha y hora de Impresión: 11/jul/2023 01:35 p. m.

Objeto del Gasto		Aprobado	Ampliaciones / (Reducciones)	Presupuesto Vigente	Comprometido	Presupuesto Disponible para Comprometer	Devengado	Comprometido No Devengado	Presupuesto Sin Devengar	Ejercicio	Pagado	Cuentas por Pagar Deuda
3000	SERVICIOS PERSONALES	\$4,029,876.60	\$0.00	\$4,029,876.60	\$1,762,021.97	\$2,267,854.63	\$1,762,021.97	\$0.00	\$2,267,854.63	\$1,762,021.97	\$1,762,021.97	\$0.00
3000	Remuneraciones al personal de carácter permanente	\$2,990,266.56	\$0.00	\$2,990,266.56	\$1,408,753.35	\$1,581,513.21	\$1,408,753.35	\$0.00	\$1,581,513.21	\$1,408,753.35	\$1,408,753.35	\$0.00
3000	Sueldos base al personal permanente	\$2,990,266.56	\$0.00	\$2,990,266.56	\$1,408,753.35	\$1,581,513.21	\$1,408,753.35	\$0.00	\$1,581,513.21	\$1,408,753.35	\$1,408,753.35	\$0.00
3001	Sueldos	\$2,990,266.56	\$0.00	\$2,990,266.56	\$1,408,753.35	\$1,581,513.21	\$1,408,753.35	\$0.00	\$1,581,513.21	\$1,408,753.35	\$1,408,753.35	\$0.00
3000	Remuneraciones al personal de carácter transitorio	\$70,000.00	\$0.00	\$70,000.00	\$156,874.06	-\$86,874.06	\$156,874.06	\$0.00	-\$86,874.06	\$156,874.06	\$156,874.06	\$0.00
2000	Sueldos base al personal eventual	\$70,000.00	\$0.00	\$70,000.00	\$156,874.06	-\$86,874.06	\$156,874.06	\$0.00	-\$86,874.06	\$156,874.06	\$156,874.06	\$0.00
2001	Sueldo Base a Personal Eventual	\$70,000.00	\$0.00	\$70,000.00	\$156,874.06	-\$86,874.06	\$156,874.06	\$0.00	-\$86,874.06	\$156,874.06	\$156,874.06	\$0.00
3000	Remuneraciones adicionales y especiales	\$609,286.04	\$0.00	\$609,286.04	\$28,523.16	\$580,762.88	\$28,523.16	\$0.00	\$580,762.88	\$28,523.16	\$28,523.16	\$0.00
1000	Primas por años de servicios efectivos prestados	\$45,000.00	\$0.00	\$45,000.00	\$9,954.24	\$35,045.76	\$9,954.24	\$0.00	\$35,045.76	\$9,954.24	\$9,954.24	\$0.00
1003	Prima de Antigüedad	\$45,000.00	\$0.00	\$45,000.00	\$9,954.24	\$35,045.76	\$9,954.24	\$0.00	\$35,045.76	\$9,954.24	\$9,954.24	\$0.00
2000	Primas de vacaciones, dominical y gratificación de fin de	\$564,286.04	\$0.00	\$564,286.04	\$18,568.92	\$545,717.12	\$18,568.92	\$0.00	\$545,717.12	\$18,568.92	\$18,568.92	\$0.00
2001	Prima de Vacaciones y Dominical	\$41,531.48	\$0.00	\$41,531.48	\$18,568.92	\$22,962.56	\$18,568.92	\$0.00	\$22,962.56	\$18,568.92	\$18,568.92	\$0.00
2002	Gratificación Anual	\$522,754.56	\$0.00	\$522,754.56	\$0.00	\$522,754.56	\$0.00	\$0.00	\$522,754.56	\$0.00	\$0.00	\$0.00
0000	Otras prestaciones sociales y económicas	\$360,324.00	\$0.00	\$360,324.00	\$167,871.40	\$192,452.60	\$167,871.40	\$0.00	\$192,452.60	\$167,871.40	\$167,871.40	\$0.00
9000	Otras prestaciones sociales y económicas	\$360,324.00	\$0.00	\$360,324.00	\$167,871.40	\$192,452.60	\$167,871.40	\$0.00	\$192,452.60	\$167,871.40	\$167,871.40	\$0.00
9002	Otras Prestaciones	\$360,324.00	\$0.00	\$360,324.00	\$167,871.40	\$192,452.60	\$167,871.40	\$0.00	\$192,452.60	\$167,871.40	\$167,871.40	\$0.00
0000	MATERIALES Y SUMINISTROS	\$1,176,326.75	\$0.00	\$1,176,326.75	\$1,432,116.72	\$335,210.03	\$1,432,116.72	\$0.00	\$335,210.03	\$1,299,878.00	\$1,299,878.00	\$132,238.72
0000	Materiales de administración, emisión de documentos	\$110,473.52	\$0.00	\$110,473.52	\$29,226.63	\$81,246.89	\$29,226.63	\$0.00	\$81,246.89	\$29,226.63	\$29,226.63	\$0.00
1000	Materiales, útiles y equipos menores de oficina	\$62,104.96	\$0.00	\$62,104.96	\$22,743.49	\$39,361.47	\$22,743.49	\$0.00	\$39,361.47	\$22,743.49	\$22,743.49	\$0.00
1001	Material de Oficina	\$37,552.46	\$0.00	\$37,552.46	\$21,030.99	\$16,521.47	\$21,030.99	\$0.00	\$16,521.47	\$21,030.99	\$21,030.99	\$0.00
1002	Gastos de Oficina	\$24,552.50	\$0.00	\$24,552.50	\$1,712.50	\$22,840.00	\$1,712.50	\$0.00	\$22,840.00	\$1,712.50	\$1,712.50	\$0.00
2000	Materiales y útiles de impresión y reproducción	\$35,344.98	\$0.00	\$35,344.98	\$3,405.17	\$31,939.81	\$3,405.17	\$0.00	\$31,939.81	\$3,405.17	\$3,405.17	\$0.00
2001	Materiales y Útiles de Impresión	\$35,344.98	\$0.00	\$35,344.98	\$3,405.17	\$31,939.81	\$3,405.17	\$0.00	\$31,939.81	\$3,405.17	\$3,405.17	\$0.00
4000	Materiales, útiles y equipos menores de tecnologías de I	\$2,499.97	\$0.00	\$2,499.97	\$192.62	\$2,307.35	\$192.62	\$0.00	\$2,307.35	\$192.62	\$192.62	\$0.00
4001	Material para Bienes Informaticos	\$2,499.97	\$0.00	\$2,499.97	\$192.62	\$2,307.35	\$192.62	\$0.00	\$2,307.35	\$192.62	\$192.62	\$0.00
6000	Material de limpieza	\$9,294.81	\$0.00	\$9,294.81	\$2,885.35	\$6,409.46	\$2,885.35	\$0.00	\$6,409.46	\$2,885.35	\$2,885.35	\$0.00
6001	Material de Limpieza	\$9,294.81	\$0.00	\$9,294.81	\$2,885.35	\$6,409.46	\$2,885.35	\$0.00	\$6,409.46	\$2,885.35	\$2,885.35	\$0.00
7000	Materiales y útiles de enseñanza	\$1,228.80	\$0.00	\$1,228.80	\$0.00	\$1,228.80	\$0.00	\$0.00	\$1,228.80	\$0.00	\$0.00	\$0.00
7001	Material Didáctico	\$1,228.80	\$0.00	\$1,228.80	\$0.00	\$1,228.80	\$0.00	\$0.00	\$1,228.80	\$0.00	\$0.00	\$0.00
10000	Alimentos y utensilios	\$28,721.96	\$0.00	\$28,721.96	\$5,008.27	\$23,713.69	\$5,008.27	\$0.00	\$23,713.69	\$4,768.27	\$4,768.27	\$240.00
1000	Productos alimenticios para personas	\$28,721.96	\$0.00	\$28,721.96	\$5,008.27	\$23,713.69	\$5,008.27	\$0.00	\$23,713.69	\$4,768.27	\$4,768.27	\$240.00
1001	Alimentación de Personas	\$28,721.96	\$0.00	\$28,721.96	\$5,008.27	\$23,713.69	\$5,008.27	\$0.00	\$23,713.69	\$4,768.27	\$4,768.27	\$240.00
10000	Materias primas y materiales de producción y comerci	\$135,167.83	\$0.00	\$135,167.83	\$146,723.80	-\$11,555.97	\$146,723.80	\$0.00	-\$11,555.97	\$146,723.80	\$146,723.80	\$0.00
18000	Mercancías adquiridas para su comercialización	\$135,167.83	\$0.00	\$135,167.83	\$146,723.80	-\$11,555.97	\$146,723.80	\$0.00	-\$11,555.97	\$146,723.80	\$146,723.80	\$0.00
18001	Mercancías adquiridas para su comercialización	\$135,167.83	\$0.00	\$135,167.83	\$146,723.80	-\$11,555.97	\$146,723.80	\$0.00	-\$11,555.97	\$146,723.80	\$146,723.80	\$0.00

COMISION DE AGUA Y ALCANTARILLADO
MUNICIPIO DE PROGRESO ALVARO O. HGO.
ADMINISTRACION Y FINANZAS
CAAMPAA
COMISARIO

COMISION DE AGUA Y ALCANTARILLADO DEL MUNICIPIO DE PROGRESO ALVARO OBREGON
 Hidalgo
 Estado del Ejercicio... del Presupuesto de Egresos por Capitulo del Gasto Al 30.../2023

Fecha y 11/jul/2023
 hora de Impresión | 01:35 p. m.

Jeto del Gasto		Aprobado	Ampliaciones / (Reducciones)	Presupuesto Vigente	Comprometido	Disponible para Comprometer	Presupuesto para Comprometer	Devengado	Comprometido No Devengado	Presupuesto Sin Devengar	Ejercicio	Pagado	Cuentas por Pagar Deuda
3000	Materiales y artículos de construcción y de reparación:	\$766,692.21	\$0.00	\$766,692.21	\$763,575.94	\$3,116.27	\$3,116.27	\$763,575.94	\$0.00	\$3,116.27	\$725,972.49	\$725,972.49	\$37,603.45
2000	Cemento y productos de concreto	\$68,503.43	\$0.00	\$68,503.43	\$78,405.16	-\$9,901.73	-\$9,901.73	\$78,405.16	\$0.00	-\$9,901.73	\$49,155.16	\$49,155.16	\$29,250.00
2001	Cemento y productos de concreto	\$68,503.43	\$0.00	\$68,503.43	\$78,405.16	-\$9,901.73	-\$9,901.73	\$78,405.16	\$0.00	-\$9,901.73	\$49,155.16	\$49,155.16	\$29,250.00
3000	Cal, yeso y productos de yeso	\$12,965.52	\$0.00	\$12,965.52	\$2,189.66	\$10,775.86	\$10,775.86	\$2,189.66	\$0.00	\$10,775.86	\$2,189.66	\$2,189.66	\$0.00
3001	Cal, yeso y productos de yeso	\$12,965.52	\$0.00	\$12,965.52	\$2,189.66	\$10,775.86	\$10,775.86	\$2,189.66	\$0.00	\$10,775.86	\$2,189.66	\$2,189.66	\$0.00
8000	Material eléctrico y electrónico	\$15,193.60	\$0.00	\$15,193.60	\$1,844.85	\$13,348.75	\$13,348.75	\$1,844.85	\$0.00	\$13,348.75	\$1,844.85	\$1,844.85	\$0.00
8001	Material eléctrico	\$15,193.60	\$0.00	\$15,193.60	\$1,844.85	\$13,348.75	\$13,348.75	\$1,844.85	\$0.00	\$13,348.75	\$1,844.85	\$1,844.85	\$0.00
6001	Material Eléctrico	\$5,154.31	\$0.00	\$5,154.31	\$4,124.60	\$1,029.71	\$1,029.71	\$4,124.60	\$0.00	\$1,029.71	\$4,124.60	\$4,124.60	\$0.00
7000	Artículos metálicos para la construcción	\$5,154.31	\$0.00	\$5,154.31	\$4,124.60	\$1,029.71	\$1,029.71	\$4,124.60	\$0.00	\$1,029.71	\$4,124.60	\$4,124.60	\$0.00
7001	Artículos metálicos para la construcción	\$5,154.31	\$0.00	\$5,154.31	\$4,124.60	\$1,029.71	\$1,029.71	\$4,124.60	\$0.00	\$1,029.71	\$4,124.60	\$4,124.60	\$0.00
9000	Otros materiales y artículos de construcción y reparación	\$664,875.35	\$0.00	\$664,875.35	\$677,011.67	-\$12,136.32	-\$12,136.32	\$677,011.67	\$0.00	-\$12,136.32	\$668,658.22	\$668,658.22	\$0,353.45
9001	Otros materiales y artículos de construcción y reparación	\$664,875.35	\$0.00	\$664,875.35	\$677,011.67	-\$12,136.32	-\$12,136.32	\$677,011.67	\$0.00	-\$12,136.32	\$668,658.22	\$668,658.22	\$0,353.45
0000	Productos químicos, farmacéuticos y de laboratorio	\$153,085.86	\$0.00	\$153,085.86	\$167,619.08	-\$14,533.22	-\$14,533.22	\$167,619.08	\$0.00	-\$14,533.22	\$119,127.71	\$119,127.71	\$48,491.37
3000	Medicinas y productos farmacéuticos	\$33,085.86	\$0.00	\$33,085.86	\$27,293.82	\$5,792.04	\$5,792.04	\$27,293.82	\$0.00	\$5,792.04	\$27,293.82	\$27,293.82	\$0.00
3001	Medicinas y Productos Farmacéuticos	\$33,085.86	\$0.00	\$33,085.86	\$27,293.82	\$5,792.04	\$5,792.04	\$27,293.82	\$0.00	\$5,792.04	\$27,293.82	\$27,293.82	\$0.00
9000	Otros productos químicos	\$120,000.00	\$0.00	\$120,000.00	\$140,325.26	-\$20,325.26	-\$20,325.26	\$140,325.26	\$0.00	-\$20,325.26	\$91,833.89	\$91,833.89	\$48,491.37
9001	Otros productos químicos	\$120,000.00	\$0.00	\$120,000.00	\$140,325.26	-\$20,325.26	-\$20,325.26	\$140,325.26	\$0.00	-\$20,325.26	\$91,833.89	\$91,833.89	\$48,491.37
10000	Combustibles, lubricantes y aditivos	\$422,865.34	\$0.00	\$422,865.34	\$256,640.21	\$166,225.13	\$166,225.13	\$256,640.21	\$0.00	\$166,225.13	\$210,736.31	\$210,736.31	\$45,903.90
11000	Combustibles y Lubricantes vehiculos y equipos terrestri	\$422,865.34	\$0.00	\$422,865.34	\$256,640.21	\$166,225.13	\$166,225.13	\$256,640.21	\$0.00	\$166,225.13	\$210,736.31	\$210,736.31	\$45,903.90
11001	Combustibles y Lubricantes vehiculos y equipos terrestri	\$422,865.34	\$0.00	\$422,865.34	\$256,640.21	\$166,225.13	\$166,225.13	\$256,640.21	\$0.00	\$166,225.13	\$210,736.31	\$210,736.31	\$45,903.90
70000	Vestuario, blancos, prendas de protección y artículos	\$51,507.79	\$0.00	\$51,507.79	\$19,863.69	\$31,644.10	\$31,644.10	\$19,863.69	\$0.00	\$31,644.10	\$19,863.69	\$19,863.69	\$0.00
71000	Vestuario y uniformes	\$20,000.00	\$0.00	\$20,000.00	\$0.00	\$20,000.00	\$20,000.00	\$0.00	\$0.00	\$20,000.00	\$0.00	\$0.00	\$0.00
71001	Vestuario, Uniformes	\$20,000.00	\$0.00	\$20,000.00	\$0.00	\$20,000.00	\$20,000.00	\$0.00	\$0.00	\$20,000.00	\$0.00	\$0.00	\$0.00
72000	Prendas de seguridad y protección personal	\$31,507.79	\$0.00	\$31,507.79	\$19,863.69	\$11,644.10	\$11,644.10	\$19,863.69	\$0.00	\$11,644.10	\$19,863.69	\$19,863.69	\$0.00
72001	Prendas de Protección	\$31,507.79	\$0.00	\$31,507.79	\$19,863.69	\$11,644.10	\$11,644.10	\$19,863.69	\$0.00	\$11,644.10	\$19,863.69	\$19,863.69	\$0.00
30000	Herramientas, refacciones y accesorios menores	\$98,812.24	\$0.00	\$98,812.24	\$43,459.10	\$55,353.14	\$55,353.14	\$43,459.10	\$0.00	\$55,353.14	\$43,459.10	\$43,459.10	\$0.00
31000	Herramientas menores	\$29,922.56	\$0.00	\$29,922.56	\$37,452.22	-\$7,529.66	-\$7,529.66	\$37,452.22	\$0.00	-\$7,529.66	\$37,452.22	\$37,452.22	\$0.00
31001	Herramientas Menores	\$29,922.56	\$0.00	\$29,922.56	\$37,452.22	-\$7,529.66	-\$7,529.66	\$37,452.22	\$0.00	-\$7,529.66	\$37,452.22	\$37,452.22	\$0.00
34000	Refacciones y accesorios menores de equipo de cómpu	\$6,829.36	\$0.00	\$6,829.36	\$5,800.00	\$1,029.36	\$1,029.36	\$5,800.00	\$0.00	\$1,029.36	\$5,800.00	\$5,800.00	\$0.00
34001	Refacciones y accesorios menores de equipo de cómpu	\$6,829.36	\$0.00	\$6,829.36	\$5,800.00	\$1,029.36	\$1,029.36	\$5,800.00	\$0.00	\$1,029.36	\$5,800.00	\$5,800.00	\$0.00
96000	Refacciones y accesorios menores de equipo de transp.	\$629.31	\$0.00	\$629.31	\$0.00	\$629.31	\$629.31	\$0.00	\$0.00	\$629.31	\$0.00	\$0.00	\$0.00
96001	Refacciones	\$629.31	\$0.00	\$629.31	\$0.00	\$629.31	\$629.31	\$0.00	\$0.00	\$629.31	\$0.00	\$0.00	\$0.00
98000	Refacciones y accesorios menores de maquinaria y otro	\$50,000.00	\$0.00	\$50,000.00	\$206.88	\$49,793.12	\$49,793.12	\$206.88	\$0.00	\$49,793.12	\$206.88	\$206.88	\$0.00
98001	Refacciones y accesorios menores de maquinaria y otro	\$50,000.00	\$0.00	\$50,000.00	\$206.88	\$49,793.12	\$49,793.12	\$206.88	\$0.00	\$49,793.12	\$206.88	\$206.88	\$0.00
99000	Refacciones y accesorios menores otros bienes mueble	\$11,431.01	\$0.00	\$11,431.01	\$0.00	\$11,431.01	\$11,431.01	\$0.00	\$0.00	\$11,431.01	\$0.00	\$0.00	\$0.00
99001	Refacciones y accesorios menores otros bienes mueble	\$11,431.01	\$0.00	\$11,431.01	\$0.00	\$11,431.01	\$11,431.01	\$0.00	\$0.00	\$11,431.01	\$0.00	\$0.00	\$0.00

COMISIÓN DE AGUA Y ALCANTARILLADO
 MUNICIPIO DE PROGRESO DE ALVARO OBREGON
 ADMINISTRACIÓN GENERAL

COMISION DE AGUA Y ALCANTARILLADO DEL MUNICIPIO DE PROGRESO ALVARO OBREGON

Hidalgo

Estado del Ejercicio del Presupuesto de Egresos por Capitulo del Gasto Al 30/06/2023

Fecha y hora de Impresión: 11/Jul/2023 01:35 p. m.

Cuentas por Pagar Deuda	Pagado	Ejercido	Presupuesto Sin Devengar	Comprometido No Devengado	Devengado	Presupuesto Disponible para Comprometer	Presupuesto Vigente	Ampliaciones / (Reducciones)	Aprobado	Comprometido	Presupuesto para Comprometer	Presupuesto Sin Devengar	Ejercido	Pagado	Cuentas por Pagar Deuda
000 SERVICIOS GENERALES	\$1,991,811.48	\$1,991,811.47	\$3,169,455.44	\$0.00	\$2,382,930.12	\$3,169,455.44	\$5,552,385.56	\$0.00	\$5,552,385.56	\$2,382,930.12	\$3,169,455.44	\$3,169,455.44	\$1,991,811.47	\$1,991,811.48	\$391,118.64
000 Servicios básicos	\$1,187,996.50	\$1,187,996.19	\$3,020,001.09	\$0.00	\$1,504,135.85	\$3,020,001.09	\$4,524,136.94	\$0.00	\$4,524,136.94	\$1,504,135.85	\$3,020,001.09	\$3,020,001.09	\$1,187,996.19	\$1,187,996.50	\$316,139.35
000 Energía eléctrica	\$1,121,970.70	\$1,121,970.39	\$2,399,585.22	\$0.00	\$1,438,110.05	\$2,399,585.22	\$3,837,695.27	\$0.00	\$3,837,695.27	\$1,438,110.05	\$2,399,585.22	\$2,399,585.22	\$1,121,970.39	\$1,121,970.70	\$316,139.35
000 Servicio de Energía Eléctrica	\$1,121,970.70	\$1,121,970.39	\$2,399,585.22	\$0.00	\$1,438,110.05	\$2,399,585.22	\$3,837,695.27	\$0.00	\$3,837,695.27	\$1,438,110.05	\$2,399,585.22	\$2,399,585.22	\$1,121,970.39	\$1,121,970.70	\$316,139.35
000 Gas	\$145.16	\$145.16	\$1,304.44	\$0.00	\$145.16	\$1,304.44	\$1,449.60	\$0.00	\$1,449.60	\$145.16	\$1,304.44	\$1,304.44	\$145.16	\$145.16	\$0.00
001 Gas	\$145.16	\$145.16	\$1,304.44	\$0.00	\$145.16	\$1,304.44	\$1,449.60	\$0.00	\$1,449.60	\$145.16	\$1,304.44	\$1,304.44	\$145.16	\$145.16	\$0.00
000 Agua	\$58,127.20	\$58,127.20	\$611,357.99	\$0.00	\$58,127.20	\$611,357.99	\$669,485.19	\$0.00	\$669,485.19	\$58,127.20	\$611,357.99	\$611,357.99	\$58,127.20	\$58,127.20	\$0.00
1001 Servicio de Agua	\$58,127.20	\$58,127.20	\$611,357.99	\$0.00	\$58,127.20	\$611,357.99	\$669,485.19	\$0.00	\$669,485.19	\$58,127.20	\$611,357.99	\$611,357.99	\$58,127.20	\$58,127.20	\$0.00
1000 Telefonía tradicional	\$7,753.44	\$7,753.44	\$7,753.44	\$0.00	\$7,753.44	\$7,753.44	\$15,506.88	\$0.00	\$15,506.88	\$7,753.44	\$7,753.44	\$7,753.44	\$7,753.44	\$7,753.44	\$0.00
1001 Servicio Telefónico Tradicional	\$7,753.44	\$7,753.44	\$7,753.44	\$0.00	\$7,753.44	\$7,753.44	\$15,506.88	\$0.00	\$15,506.88	\$7,753.44	\$7,753.44	\$7,753.44	\$7,753.44	\$7,753.44	\$0.00
1000 Servicios de arrendamiento	\$264,232.14	\$264,232.14	-\$96,160.52	\$0.00	\$283,875.04	-\$96,160.52	\$187,714.52	\$0.00	\$187,714.52	\$283,875.04	-\$96,160.52	\$283,875.04	\$264,232.14	\$264,232.14	\$19,642.90
2000 Arrendamiento de edificios	\$37,200.00	\$37,200.00	\$42,000.00	\$0.00	\$37,200.00	\$42,000.00	\$79,200.00	\$0.00	\$79,200.00	\$37,200.00	\$42,000.00	\$42,000.00	\$37,200.00	\$37,200.00	\$0.00
2001 Arrendamiento de edificios	\$37,200.00	\$37,200.00	\$42,000.00	\$0.00	\$37,200.00	\$42,000.00	\$79,200.00	\$0.00	\$79,200.00	\$37,200.00	\$42,000.00	\$42,000.00	\$37,200.00	\$37,200.00	\$0.00
3000 Arrendamiento de equipo de transporte	\$29,464.35	\$29,464.35	-\$18,072.73	\$0.00	\$49,107.25	-\$18,072.73	\$31,034.52	\$0.00	\$31,034.52	\$49,107.25	-\$18,072.73	\$49,107.25	\$29,464.35	\$29,464.35	\$19,642.90
3001 Servicios de arrendamiento de vehículos y equipo de tira	\$29,464.35	\$29,464.35	-\$18,072.73	\$0.00	\$49,107.25	-\$18,072.73	\$31,034.52	\$0.00	\$31,034.52	\$49,107.25	-\$18,072.73	\$49,107.25	\$29,464.35	\$29,464.35	\$19,642.90
3000 Arrendamiento de maquinaria, otros equipos y herramientas	\$7,733.33	\$7,733.33	\$42,266.67	\$0.00	\$7,733.33	\$42,266.67	\$50,000.00	\$0.00	\$50,000.00	\$7,733.33	\$42,266.67	\$42,266.67	\$7,733.33	\$7,733.33	\$0.00
3001 Arrendamiento de Maquinaria y Equipo	\$7,733.33	\$7,733.33	\$42,266.67	\$0.00	\$7,733.33	\$42,266.67	\$50,000.00	\$0.00	\$50,000.00	\$7,733.33	\$42,266.67	\$42,266.67	\$7,733.33	\$7,733.33	\$0.00
9000 Otros arrendamientos	\$189,834.46	\$189,834.46	-\$162,354.46	\$0.00	\$189,834.46	-\$162,354.46	\$27,480.00	\$0.00	\$27,480.00	\$189,834.46	-\$162,354.46	\$189,834.46	\$189,834.46	\$189,834.46	\$0.00
9001 Otros arrendamientos	\$189,834.46	\$189,834.46	-\$162,354.46	\$0.00	\$189,834.46	-\$162,354.46	\$27,480.00	\$0.00	\$27,480.00	\$189,834.46	-\$162,354.46	\$189,834.46	\$189,834.46	\$189,834.46	\$0.00
0000 Servicios profesionales, científicos, técnicos y otros s	\$186,546.49	\$186,546.49	\$58,922.53	\$0.00	\$194,801.67	\$58,922.53	\$253,724.20	\$0.00	\$253,724.20	\$194,801.67	\$58,922.53	\$58,922.53	\$186,546.49	\$186,546.49	\$8,255.18
1000 Servicios legales, de contabilidad, auditoría y relacionad	\$12,200.00	\$12,200.00	\$87,800.00	\$0.00	\$12,200.00	\$87,800.00	\$100,000.00	\$0.00	\$100,000.00	\$12,200.00	\$87,800.00	\$87,800.00	\$12,200.00	\$12,200.00	\$0.00
1001 Servicios legales	\$12,200.00	\$12,200.00	\$87,800.00	\$0.00	\$12,200.00	\$87,800.00	\$100,000.00	\$0.00	\$100,000.00	\$12,200.00	\$87,800.00	\$87,800.00	\$12,200.00	\$12,200.00	\$0.00
3000 Servicios de consultoría administrativa, procesos, técnic	\$21,820.75	\$21,820.75	\$27,593.10	\$0.00	\$26,131.10	\$27,593.10	\$53,724.20	\$0.00	\$53,724.20	\$26,131.10	\$27,593.10	\$27,593.10	\$21,820.75	\$21,820.75	\$4,310.35
3001 Servicios de informática	\$21,820.75	\$21,820.75	\$27,593.10	\$0.00	\$26,131.10	\$27,593.10	\$53,724.20	\$0.00	\$53,724.20	\$26,131.10	\$27,593.10	\$27,593.10	\$21,820.75	\$21,820.75	\$4,310.35
5000 Servicios de investigación científica y desarrollo	\$69,627.25	\$69,627.25	-\$3,572.08	\$0.00	\$73,572.08	-\$3,572.08	\$70,000.00	\$0.00	\$70,000.00	\$73,572.08	-\$3,572.08	\$73,572.08	\$69,627.25	\$69,627.25	\$3,944.83
5001 Servicios de investigación científica y desarrollo	\$69,627.25	\$69,627.25	-\$3,572.08	\$0.00	\$73,572.08	-\$3,572.08	\$70,000.00	\$0.00	\$70,000.00	\$73,572.08	-\$3,572.08	\$73,572.08	\$69,627.25	\$69,627.25	\$3,944.83
6000 Servicios de apoyo administrativo, fotocopiado e impresi	\$82,898.49	\$82,898.49	\$82,898.49	\$0.00	\$82,898.49	\$82,898.49	\$30,000.00	\$0.00	\$30,000.00	\$82,898.49	\$82,898.49	\$82,898.49	\$82,898.49	\$82,898.49	\$0.00
6001 Servicios de apoyo administrativo, fotocopiado e impresi	\$82,898.49	\$82,898.49	\$82,898.49	\$0.00	\$82,898.49	\$82,898.49	\$30,000.00	\$0.00	\$30,000.00	\$82,898.49	\$82,898.49	\$82,898.49	\$82,898.49	\$82,898.49	\$0.00
10000 Servicios financieros, bancarios y comerciales	\$4,140.00	\$4,140.00	\$2,860.00	\$0.00	\$4,140.00	\$2,860.00	\$7,000.00	\$0.00	\$7,000.00	\$4,140.00	\$2,860.00	\$2,860.00	\$4,140.00	\$4,140.00	\$0.00
11000 Servicios financieros y bancarios	\$4,140.00	\$4,140.00	\$2,860.00	\$0.00	\$4,140.00	\$2,860.00	\$7,000.00	\$0.00	\$7,000.00	\$4,140.00	\$2,860.00	\$2,860.00	\$4,140.00	\$4,140.00	\$0.00
11001 Intereses, Descuentos, y otros Servicios Bancarios	\$4,140.00	\$4,140.00	\$2,860.00	\$0.00	\$4,140.00	\$2,860.00	\$7,000.00	\$0.00	\$7,000.00	\$4,140.00	\$2,860.00	\$2,860.00	\$4,140.00	\$4,140.00	\$0.00
30000 Servicios de instalación, reparación, mantenimiento y	\$269,109.59	\$269,109.59	-\$107,149.76	\$0.00	\$316,190.80	-\$107,149.76	\$209,041.04	\$0.00	\$209,041.04	\$316,190.80	-\$107,149.76	\$209,041.04	\$269,109.59	\$269,109.59	\$0.00
31000 Conservación y mantenimiento menor de inmuebles	\$0.00	\$0.00	\$24,184.88	\$0.00	\$0.00	\$24,184.88	\$24,184.88	\$0.00	\$24,184.88	\$0.00	\$24,184.88	\$24,184.88	\$0.00	\$0.00	\$0.00
31001 Conservación y mantenimiento menor de inmuebles	\$0.00	\$0.00	\$24,184.88	\$0.00	\$0.00	\$24,184.88	\$24,184.88	\$0.00	\$24,184.88	\$0.00	\$24,184.88	\$24,184.88	\$0.00	\$0.00	\$0.00
52000 Instalación, reparación y mantenimiento de mobiliario y c	\$0.00	\$0.00	\$2,762.03	\$0.00											

COMISION DE AGUA Y ALCANTARILLADO DEL MUNICIPIO DE PROGRESO ALVARO OBREGON

Hidalgo

Estado del Ejercicio del Presupuesto de Egresos por Capitulo del Gasto Al 30/06/2023

Fecha y hora de Impresión: 11/jul/2023 01:35 p. m.



Objeto del Gasto	Aprobado	Ampliaciones / (Reducciones)	Presupuesto Vigente	Comprometido	Presupuesto Disponible para Comprometer	Devengado	Comprometido No Devengado	Presupuesto Sin Devengar	Ejercido	Pagado	Cuentas por Pagar Deuda
201 Mantenimiento de Mobiliario y Equipo de Administración	\$2,762.03	\$0.00	\$2,762.03	\$0.00	\$2,762.03	\$0.00	\$0.00	\$2,762.03	\$0.00	\$0.00	\$0.00
300 Instalación, reparación y mantenimiento de equipo de cómputo	\$9,600.00	\$0.00	\$9,600.00	\$1,440.00	\$8,160.00	\$1,440.00	\$0.00	\$8,160.00	\$1,440.00	\$1,440.00	\$0.00
301 Mantenimiento de bienes informáticos	\$9,600.00	\$0.00	\$9,600.00	\$1,440.00	\$8,160.00	\$1,440.00	\$0.00	\$8,160.00	\$1,440.00	\$1,440.00	\$0.00
300 Reparación y mantenimiento de equipo de transporte	\$66,935.00	\$0.00	\$66,935.00	\$109,416.19	-\$42,481.19	\$109,416.19	\$0.00	-\$42,481.19	\$108,609.98	\$108,609.98	\$806.21
001 Mantenimiento de Vehículos	\$66,935.00	\$0.00	\$66,935.00	\$109,416.19	-\$42,481.19	\$109,416.19	\$0.00	-\$42,481.19	\$108,609.98	\$108,609.98	\$806.21
000 Instalación, reparación y mantenimiento de maquinaria, equipo	\$105,559.13	\$0.00	\$105,559.13	\$205,334.61	-\$99,775.48	\$205,334.61	\$0.00	-\$99,775.48	\$159,059.61	\$159,059.61	\$46,275.00
001 Mantenimiento de Maquinaria y Equipo	\$105,559.13	\$0.00	\$105,559.13	\$205,334.61	-\$99,775.48	\$205,334.61	\$0.00	-\$99,775.48	\$159,059.61	\$159,059.61	\$46,275.00
000 Servicios de comunicación social y publicidad	\$21,255.00	\$0.00	\$21,255.00	\$0.00	\$21,255.00	\$0.00	\$0.00	\$21,255.00	\$0.00	\$0.00	\$0.00
000 Difusión por radio, televisión y otros medios de mensaje	\$21,255.00	\$0.00	\$21,255.00	\$0.00	\$21,255.00	\$0.00	\$0.00	\$21,255.00	\$0.00	\$0.00	\$0.00
002 Impresiones y Publicaciones Oficiales	\$21,255.00	\$0.00	\$21,255.00	\$0.00	\$21,255.00	\$0.00	\$0.00	\$21,255.00	\$0.00	\$0.00	\$0.00
000 Servicios de traslado y viáticos	\$21,392.28	\$0.00	\$21,392.28	\$4,146.89	\$17,245.39	\$4,146.89	\$0.00	\$17,245.39	\$4,146.89	\$4,146.89	\$0.00
000 Pasajes terrestres	\$10,335.00	\$0.00	\$10,335.00	\$3,840.00	\$6,495.00	\$3,840.00	\$0.00	\$6,495.00	\$3,840.00	\$3,840.00	\$0.00
001 Pasajes terrestres	\$10,335.00	\$0.00	\$10,335.00	\$3,840.00	\$6,495.00	\$3,840.00	\$0.00	\$6,495.00	\$3,840.00	\$3,840.00	\$0.00
000 Viáticos en el país	\$7,217.28	\$0.00	\$7,217.28	\$306.89	\$6,910.39	\$306.89	\$0.00	\$6,910.39	\$306.89	\$306.89	\$0.00
001 Viáticos en el país	\$7,217.28	\$0.00	\$7,217.28	\$306.89	\$6,910.39	\$306.89	\$0.00	\$6,910.39	\$306.89	\$306.89	\$0.00
1000 Otros servicios de traslado y hospedaje	\$3,840.00	\$0.00	\$3,840.00	\$0.00	\$3,840.00	\$0.00	\$0.00	\$3,840.00	\$0.00	\$0.00	\$0.00
1001 Otros servicios de traslado y hospedaje	\$3,840.00	\$0.00	\$3,840.00	\$0.00	\$3,840.00	\$0.00	\$0.00	\$3,840.00	\$0.00	\$0.00	\$0.00
1000 Servicios oficiales	\$50,973.54	\$0.00	\$50,973.54	\$14,187.87	\$36,785.67	\$14,187.87	\$0.00	\$36,785.67	\$14,187.87	\$14,187.87	\$0.00
1000 Gastos de ceremonial	\$23,779.88	\$0.00	\$23,779.88	\$5,942.41	\$17,837.47	\$5,942.41	\$0.00	\$17,837.47	\$5,942.41	\$5,942.41	\$0.00
1001 Gastos de Ceremonial	\$23,779.88	\$0.00	\$23,779.88	\$5,942.41	\$17,837.47	\$5,942.41	\$0.00	\$17,837.47	\$5,942.41	\$5,942.41	\$0.00
2000 Gastos de orden social y cultural	\$22,393.66	\$0.00	\$22,393.66	\$8,245.46	\$14,148.20	\$8,245.46	\$0.00	\$14,148.20	\$8,245.46	\$8,245.46	\$0.00
2001 Gastos de orden social	\$22,393.66	\$0.00	\$22,393.66	\$8,245.46	\$14,148.20	\$8,245.46	\$0.00	\$14,148.20	\$8,245.46	\$8,245.46	\$0.00
3000 Congresos y convenciones	\$4,800.00	\$0.00	\$4,800.00	\$0.00	\$4,800.00	\$0.00	\$0.00	\$4,800.00	\$0.00	\$0.00	\$0.00
3001 Congresos, Convenciones	\$4,800.00	\$0.00	\$4,800.00	\$0.00	\$4,800.00	\$0.00	\$0.00	\$4,800.00	\$0.00	\$0.00	\$0.00
2000 Otros servicios generales	\$277,148.04	\$0.00	\$277,148.04	\$61,452.00	\$215,696.04	\$61,452.00	\$0.00	\$215,696.04	\$61,452.00	\$61,452.00	\$0.00
2000 Impuestos y derechos	\$177,140.04	\$0.00	\$177,140.04	\$19,468.00	\$157,672.04	\$19,468.00	\$0.00	\$157,672.04	\$19,468.00	\$19,468.00	\$0.00
2006 Pago de derechos	\$177,140.04	\$0.00	\$177,140.04	\$19,468.00	\$157,672.04	\$19,468.00	\$0.00	\$157,672.04	\$19,468.00	\$19,468.00	\$0.00
8000 Impuesto sobre nóminas y otros que se deriven de una información	\$100,008.00	\$0.00	\$100,008.00	\$41,984.00	\$58,024.00	\$41,984.00	\$0.00	\$58,024.00	\$41,984.00	\$41,984.00	\$0.00
8001 Impuesto sobre nóminas y otros que se deriven de una información	\$100,008.00	\$0.00	\$100,008.00	\$41,984.00	\$58,024.00	\$41,984.00	\$0.00	\$58,024.00	\$41,984.00	\$41,984.00	\$0.00
0000 BIENES MUEBLES, INMUEBLES E INTANGIBLE	\$145,000.00	\$0.00	\$145,000.00	\$83,086.22	\$61,913.78	\$83,086.22	\$0.00	\$61,913.78	\$83,086.22	\$83,086.22	\$0.00
0000 Mobiliario y equipo de administración	\$45,000.00	\$0.00	\$45,000.00	\$40,846.56	\$4,153.44	\$40,846.56	\$0.00	\$4,153.44	\$40,846.56	\$40,846.56	\$0.00
1000 Muebles de oficina y estantería	\$15,000.00	\$0.00	\$15,000.00	\$9,898.28	\$5,101.72	\$9,898.28	\$0.00	\$5,101.72	\$9,898.28	\$9,898.28	\$0.00
1001 Muebles de oficina y estantería	\$15,000.00	\$0.00	\$15,000.00	\$9,898.28	\$5,101.72	\$9,898.28	\$0.00	\$5,101.72	\$9,898.28	\$9,898.28	\$0.00
5000 Equipo de cómputo y de tecnología de la información	\$30,000.00	\$0.00	\$30,000.00	\$30,948.28	-\$948.28	\$30,948.28	\$0.00	-\$948.28	\$30,948.28	\$30,948.28	\$0.00
5001 Bienes informáticos	\$30,000.00	\$0.00	\$30,000.00	\$30,948.28	-\$948.28	\$30,948.28	\$0.00	-\$948.28	\$30,948.28	\$30,948.28	\$0.00

Page 4



COMISIÓN DE AGUA Y ALCANTARILLADO DEL MUNICIPIO DE PROGRESO DE ALVARO OBREGÓN

Hidalgo

Estado Analítico del Ejercicio del Presupuesto por Capítulo del Gasto Del 01/ene./2023 Al 31/may./2023

Fecha y hora de Impresión 02/jun./2023 12:08 p. m.

Usr: contabilidad
Rep: rptEstadoAnalíticoPresupuestoEgresos

Ejercicio del Presupuesto	Egresos Aprobado	Ampliaciones / (Reducciones)	Egresos Modificado	Egresos Comprometido	Egresos Devengado	Egresos Ejercido	Pagado	Subejercicio
00000	\$4,029,876.60	\$0.00	\$4,029,876.60	\$1,419,863.55	\$1,419,863.55	\$1,419,863.55	\$1,419,863.55	\$2,610,013.05
10000	\$2,990,266.56	\$0.00	\$2,990,266.56	\$1,167,262.95	\$1,167,262.95	\$1,167,262.95	\$1,167,262.95	\$1,823,003.61
13000	\$2,990,266.56	\$0.00	\$2,990,266.56	\$1,167,262.95	\$1,167,262.95	\$1,167,262.95	\$1,167,262.95	\$1,823,003.61
13001	\$2,990,266.56	\$0.00	\$2,990,266.56	\$1,167,262.95	\$1,167,262.95	\$1,167,262.95	\$1,167,262.95	\$1,823,003.61
12000	\$70,000.00	\$0.00	\$70,000.00	\$108,546.16	\$108,546.16	\$108,546.16	\$108,546.16	-\$38,546.16
12200	\$70,000.00	\$0.00	\$70,000.00	\$108,546.16	\$108,546.16	\$108,546.16	\$108,546.16	-\$38,546.16
12201	\$70,000.00	\$0.00	\$70,000.00	\$108,546.16	\$108,546.16	\$108,546.16	\$108,546.16	-\$38,546.16
130000	\$609,286.04	\$0.00	\$609,286.04	\$9,954.24	\$9,954.24	\$9,954.24	\$9,954.24	\$599,331.80
131000	\$45,000.00	\$0.00	\$45,000.00	\$9,954.24	\$9,954.24	\$9,954.24	\$9,954.24	\$35,045.76
131003	\$45,000.00	\$0.00	\$45,000.00	\$9,954.24	\$9,954.24	\$9,954.24	\$9,954.24	\$35,045.76
132000	\$564,286.04	\$0.00	\$564,286.04	\$0.00	\$0.00	\$0.00	\$0.00	\$564,286.04
132001	\$41,531.48	\$0.00	\$41,531.48	\$0.00	\$0.00	\$0.00	\$0.00	\$41,531.48
132002	\$522,754.56	\$0.00	\$522,754.56	\$0.00	\$0.00	\$0.00	\$0.00	\$522,754.56
150000	\$360,324.00	\$0.00	\$360,324.00	\$134,100.20	\$134,100.20	\$134,100.20	\$134,100.20	\$226,223.80
159000	\$360,324.00	\$0.00	\$360,324.00	\$134,100.20	\$134,100.20	\$134,100.20	\$134,100.20	\$226,223.80
159002	\$360,324.00	\$0.00	\$360,324.00	\$134,100.20	\$134,100.20	\$134,100.20	\$134,100.20	\$226,223.80
200000	\$1,767,326.75	\$0.00	\$1,767,326.75	\$1,208,356.33	\$1,208,356.33	\$1,066,826.58	\$1,066,826.58	\$559,970.42
210000	\$110,473.52	\$0.00	\$110,473.52	\$22,920.66	\$22,920.66	\$15,170.83	\$15,170.83	\$87,552.86
211000	\$62,104.96	\$0.00	\$62,104.96	\$17,375.89	\$17,375.89	\$9,626.06	\$9,626.06	\$44,729.07
211001	\$37,552.46	\$0.00	\$37,552.46	\$17,375.89	\$17,375.89	\$9,626.06	\$9,626.06	\$20,176.57
211002	\$24,552.50	\$0.00	\$24,552.50	\$0.00	\$0.00	\$0.00	\$0.00	\$24,552.50
212000	\$35,344.98	\$0.00	\$35,344.98	\$3,405.17	\$3,405.17	\$3,405.17	\$3,405.17	\$31,939.81
212001	\$35,344.98	\$0.00	\$35,344.98	\$3,405.17	\$3,405.17	\$3,405.17	\$3,405.17	\$31,939.81
214000	\$2,499.97	\$0.00	\$2,499.97	\$192.62	\$192.62	\$192.62	\$192.62	\$2,307.35
214001	\$2,499.97	\$0.00	\$2,499.97	\$192.62	\$192.62	\$192.62	\$192.62	\$2,307.35
216000	\$9,294.81	\$0.00	\$9,294.81	\$1,946.98	\$1,946.98	\$1,946.98	\$1,946.98	\$7,347.83
216001	\$9,294.81	\$0.00	\$9,294.81	\$1,946.98	\$1,946.98	\$1,946.98	\$1,946.98	\$7,347.83
217000	\$1,228.80	\$0.00	\$1,228.80	\$0.00	\$0.00	\$0.00	\$0.00	\$1,228.80
217001	\$1,228.80	\$0.00	\$1,228.80	\$0.00	\$0.00	\$0.00	\$0.00	\$1,228.80
220000	\$28,721.96	\$0.00	\$28,721.96	\$4,418.27	\$4,418.27	\$4,418.27	\$4,418.27	\$24,303.69
221000	\$28,721.96	\$0.00	\$28,721.96	\$4,418.27	\$4,418.27	\$4,418.27	\$4,418.27	\$24,303.69
221001	\$28,721.96	\$0.00	\$28,721.96	\$4,418.27	\$4,418.27	\$4,418.27	\$4,418.27	\$24,303.69
230000	\$135,167.83	\$0.00	\$135,167.83	\$95,990.38	\$95,990.38	\$95,990.38	\$95,990.38	\$39,177.45
236000	\$135,167.83	\$0.00	\$135,167.83	\$95,990.38	\$95,990.38	\$95,990.38	\$95,990.38	\$39,177.45



COMISIÓN DE AGUA Y ALCANTARILLADO DEL MUNICIPIO DE PROGRESO DE ALVARO OBREGÓN

Hidalgo

Estado Analítico del Ejercicio del Presupuesto por Capítulo del Gasto Del 01/ene./2023 Al 31/may./2023

Fecha y hora de Impresión | 02/jun./2023 | 12:08 p. m.

Usr: contabilidad
Rep: rptEstadoAnalíticoPresupuestoEgresos

Ejercicio del Presupuesto		Egresos Aprobado	Ampliaciones / (Reducciones)	Egresos Modificado	Egresos Comprometido	Egresos Devengado	Egresos Ejercido	Pagado	Subejercicio
38001	Mercancías adquiridas para su comercialización	\$135,167.83	\$0.00	\$135,167.83	\$95,990.38	\$95,990.38	\$95,990.38	\$95,990.38	\$39,177.45
40000	Materiales y artículos de construcción y de repa	\$766,692.21	\$0.00	\$766,692.21	\$686,208.91	\$681,243.39	\$681,243.39	\$681,243.39	\$80,483.30
42000	Cemento y productos de concreto	\$68,503.43	\$0.00	\$68,503.43	\$45,120.68	\$41,706.89	\$41,706.89	\$41,706.89	\$23,382.75
42001	Cemento y productos de concreto	\$68,503.43	\$0.00	\$68,503.43	\$45,120.68	\$41,706.89	\$41,706.89	\$41,706.89	\$23,382.75
43000	Cal, yeso y productos de yeso	\$12,965.52	\$0.00	\$12,965.52	\$2,189.66	\$724.14	\$724.14	\$724.14	\$10,775.86
43001	Cal, yeso y productos de yeso	\$12,965.52	\$0.00	\$12,965.52	\$2,189.66	\$724.14	\$724.14	\$724.14	\$10,775.86
246000	Material eléctrico y electrónico	\$15,193.60	\$0.00	\$15,193.60	\$1,844.85	\$1,844.85	\$1,844.85	\$1,844.85	\$13,348.75
246001	Material Eléctrico	\$15,193.60	\$0.00	\$15,193.60	\$1,844.85	\$1,844.85	\$1,844.85	\$1,844.85	\$13,348.75
247000	Artículos metálicos para la construcción	\$5,154.31	\$0.00	\$5,154.31	\$4,124.60	\$4,124.60	\$4,124.60	\$4,124.60	\$1,029.71
247001	Artículos metálicos para la construcción	\$5,154.31	\$0.00	\$5,154.31	\$4,124.60	\$4,124.60	\$4,124.60	\$4,124.60	\$1,029.71
249000	Otros materiales y artículos de construcción y repe	\$664,875.35	\$0.00	\$664,875.35	\$632,929.12	\$632,842.91	\$632,842.91	\$632,842.91	\$31,946.23
249001	Otros materiales y artículos de construcción y repe	\$664,875.35	\$0.00	\$664,875.35	\$632,929.12	\$632,842.91	\$632,842.91	\$632,842.91	\$31,946.23
250000	Productos químicos, farmacéuticos y de laborat	\$153,085.86	\$0.00	\$153,085.86	\$140,834.84	\$105,265.88	\$105,265.88	\$105,265.88	\$12,251.02
253000	Medicinas y productos farmacéuticos	\$33,085.86	\$0.00	\$33,085.86	\$22,173.37	\$22,173.37	\$22,173.37	\$22,173.37	\$10,912.49
253001	Medicinas y Productos Farmacéuticos	\$33,085.86	\$0.00	\$33,085.86	\$22,173.37	\$22,173.37	\$22,173.37	\$22,173.37	\$10,912.49
259000	Otros productos químicos	\$120,000.00	\$0.00	\$120,000.00	\$118,661.47	\$83,092.51	\$83,092.51	\$83,092.51	\$1,338.53
259001	Otros productos químicos	\$120,000.00	\$0.00	\$120,000.00	\$118,661.47	\$83,092.51	\$83,092.51	\$83,092.51	\$1,338.53
260000	Combustibles, lubricantes y aditivos	\$422,865.34	\$0.00	\$422,865.34	\$218,263.81	\$125,018.37	\$125,018.37	\$125,018.37	\$204,601.53
261000	Combustibles, lubricantes y aditivos	\$422,865.34	\$0.00	\$422,865.34	\$218,263.81	\$125,018.37	\$125,018.37	\$125,018.37	\$204,601.53
261001	Combustibles y Lubricantes vehículos y equipos te	\$422,865.34	\$0.00	\$422,865.34	\$218,263.81	\$125,018.37	\$125,018.37	\$125,018.37	\$204,601.53
270000	Vestuario, blancos, prendas de protección y art	\$51,507.79	\$0.00	\$51,507.79	\$17,670.36	\$17,670.36	\$17,670.36	\$17,670.36	\$33,837.43
271000	Vestuario y uniformes	\$20,000.00	\$0.00	\$20,000.00	\$0.00	\$0.00	\$0.00	\$0.00	\$20,000.00
271001	Vestuario, Uniformes	\$20,000.00	\$0.00	\$20,000.00	\$0.00	\$0.00	\$0.00	\$0.00	\$20,000.00
272000	Prendas de seguridad y protección personal	\$31,507.79	\$0.00	\$31,507.79	\$17,670.36	\$17,670.36	\$17,670.36	\$17,670.36	\$13,837.43
272001	Prendas de Protección	\$31,507.79	\$0.00	\$31,507.79	\$17,670.36	\$17,670.36	\$17,670.36	\$17,670.36	\$13,837.43
290000	Herramientas, refacciones y accesorios menores; ANTARRILL	\$98,812.24	\$0.00	\$98,812.24	\$22,049.10	\$22,049.10	\$22,049.10	\$22,049.10	\$76,763.14
291000	Herramientas menores	\$29,922.56	\$0.00	\$29,922.56	\$16,042.22	\$16,042.22	\$16,042.22	\$16,042.22	\$13,880.34
291001	Herramientas Menores	\$29,922.56	\$0.00	\$29,922.56	\$16,042.22	\$16,042.22	\$16,042.22	\$16,042.22	\$13,880.34
294000	Refacciones y accesorios menores de equipo de	\$6,829.36	\$0.00	\$6,829.36	\$5,800.00	\$5,800.00	\$5,800.00	\$5,800.00	\$1,029.36
294001	Refacciones y accesorios menores de equipo de	\$6,829.36	\$0.00	\$6,829.36	\$5,800.00	\$5,800.00	\$5,800.00	\$5,800.00	\$1,029.36
296000	Refacciones y accesorios menores de equipo de m	\$629.31	\$0.00	\$629.31	\$0.00	\$0.00	\$0.00	\$0.00	\$629.31
296001	Refacciones	\$629.31	\$0.00	\$629.31	\$0.00	\$0.00	\$0.00	\$0.00	\$629.31
298000	Refacciones y accesorios menores de maquinaria	\$50,000.00	\$0.00	\$50,000.00	\$206.88	\$206.88	\$206.88	\$206.88	\$49,793.12
298001	Refacciones y accesorios menores de maquinaria	\$50,000.00	\$0.00	\$50,000.00	\$206.88	\$206.88	\$206.88	\$206.88	\$49,793.12



COMISIÓN DE AGUA Y ALCANTARILLADO DEL MUNICIPIO DE PROGRESO ALVARO OBREGÓN

Hidalgo

Estado Analítico del Ejercicio del Presupuesto por Capítulo del Gasto Del 01/ene./2023 Al 31/may./2023

Fecha y hora de impresión: 02/jun./2023 12:08 p. m.

Usr: contabilidad

Rep: rptEstadoAnalíticoPresupuestoEgresos

Ejercicio del Presupuesto		Egresos Aprobado	Ampliaciones / (Reducciones)	Egresos Modificado	Egresos Comprometido	Egresos Devengado	Egresos Ejercido	Pagado	Subejercicio
299000	Refacciones y accesorios menores otros bienes m	\$11,431.01	\$0.00	\$11,431.01	\$0.00	\$0.00	\$0.00	\$0.00	\$11,431.01
299001	Refacciones y accesorios menores otros bienes m	\$11,431.01	\$0.00	\$11,431.01	\$0.00	\$0.00	\$0.00	\$0.00	\$11,431.01
300000	SERVICIOS GENERALES	\$5,552,385.56	\$0.00	\$5,552,385.56	\$1,779,990.67	\$1,779,990.67	\$1,512,933.70	\$1,512,934.01	\$3,772,394.89
310000	Servicios básicos	\$4,524,136.94	\$0.00	\$4,524,136.94	\$1,126,054.73	\$1,126,054.73	\$887,411.63	\$887,411.94	\$3,398,082.21
311000	Energía eléctrica	\$3,837,695.27	\$0.00	\$3,837,695.27	\$1,119,485.04	\$1,119,485.04	\$880,841.94	\$880,842.25	\$2,718,210.23
3111001	Servicio de Energía Eléctrica	\$3,837,695.27	\$0.00	\$3,837,695.27	\$1,119,485.04	\$1,119,485.04	\$880,841.94	\$880,842.25	\$2,718,210.23
312000	Gas	\$1,449.60	\$0.00	\$1,449.60	\$108.49	\$108.49	\$108.49	\$108.49	\$1,341.11
312001	Gas	\$1,449.60	\$0.00	\$1,449.60	\$108.49	\$108.49	\$108.49	\$108.49	\$1,341.11
313000	Agua	\$669,485.19	\$0.00	\$669,485.19	\$0.00	\$0.00	\$0.00	\$0.00	\$669,485.19
313001	Servicio de Agua	\$669,485.19	\$0.00	\$669,485.19	\$0.00	\$0.00	\$0.00	\$0.00	\$669,485.19
314000	Telefonía tradicional	\$15,506.88	\$0.00	\$15,506.88	\$6,461.20	\$6,461.20	\$6,461.20	\$6,461.20	\$9,045.68
314001	Servicio Telefónico Tradicional	\$15,506.88	\$0.00	\$15,506.88	\$6,461.20	\$6,461.20	\$6,461.20	\$6,461.20	\$9,045.68
320000	Servicios de arrendamiento	\$187,714.52	\$0.00	\$187,714.52	\$256,253.59	\$256,253.59	\$246,432.14	\$246,432.14	-\$68,539.07
322000	Arrendamiento de edificios	\$79,200.00	\$0.00	\$79,200.00	\$31,000.00	\$31,000.00	\$31,000.00	\$31,000.00	\$48,200.00
322001	Arrendamiento de edificios	\$79,200.00	\$0.00	\$79,200.00	\$31,000.00	\$31,000.00	\$31,000.00	\$31,000.00	\$48,200.00
325000	Arrendamiento de equipo de transporte	\$31,034.52	\$0.00	\$31,034.52	\$39,285.80	\$39,285.80	\$29,464.35	\$29,464.35	-\$8,251.28
325001	Servicios de arrendamiento de vehículos y equipo	\$31,034.52	\$0.00	\$31,034.52	\$39,285.80	\$39,285.80	\$29,464.35	\$29,464.35	-\$8,251.28
326000	Arrendamiento de maquinaria, otros equipos y herramientas	\$50,000.00	\$0.00	\$50,000.00	\$7,733.33	\$7,733.33	\$7,733.33	\$7,733.33	\$42,266.67
326001	Arrendamiento de Maquinaria y Equipo	\$50,000.00	\$0.00	\$50,000.00	\$7,733.33	\$7,733.33	\$7,733.33	\$7,733.33	\$42,266.67
329000	Otros arrendamientos	\$27,480.00	\$0.00	\$27,480.00	\$178,234.46	\$178,234.46	\$178,234.46	\$178,234.46	-\$150,754.46
329001	Otros arrendamientos	\$27,480.00	\$0.00	\$27,480.00	\$178,234.46	\$178,234.46	\$178,234.46	\$178,234.46	-\$150,754.46
330000	Servicios profesionales, científicos, técnicos y contables	\$253,724.20	\$0.00	\$253,724.20	\$170,401.66	\$170,401.66	\$166,091.31	\$166,091.31	\$83,322.54
331000	Servicios legales, de contabilidad, auditoría y relacionados	\$100,000.00	\$0.00	\$100,000.00	\$0.00	\$0.00	\$0.00	\$0.00	\$100,000.00
331001	Servicios legales	\$100,000.00	\$0.00	\$100,000.00	\$0.00	\$0.00	\$0.00	\$0.00	\$100,000.00
333000	Servicios de consultoría administrativa, procesos, sistemas y de informática	\$53,724.20	\$0.00	\$53,724.20	\$21,820.75	\$21,820.75	\$17,510.40	\$17,510.40	\$31,903.45
333001	Servicios de informática	\$53,724.20	\$0.00	\$53,724.20	\$21,820.75	\$21,820.75	\$17,510.40	\$17,510.40	\$31,903.45
335000	Servicios de investigación científica y desarrollo	\$70,000.00	\$0.00	\$70,000.00	\$65,682.42	\$65,682.42	\$65,682.42	\$65,682.42	\$4,317.58
335001	Servicios de investigación científica y desarrollo	\$70,000.00	\$0.00	\$70,000.00	\$65,682.42	\$65,682.42	\$65,682.42	\$65,682.42	\$4,317.58
336000	Servicios de apoyo administrativo, fotocopiado e impresión	\$30,000.00	\$0.00	\$30,000.00	\$82,898.49	\$82,898.49	\$82,898.49	\$82,898.49	-\$52,898.49
336001	Servicios de apoyo administrativo, fotocopiado e impresión	\$30,000.00	\$0.00	\$30,000.00	\$82,898.49	\$82,898.49	\$82,898.49	\$82,898.49	-\$52,898.49
340000	Servicios financieros, bancarios y comerciales	\$7,000.00	\$0.00	\$7,000.00	\$3,650.00	\$3,650.00	\$3,650.00	\$3,650.00	\$3,350.00
341000	Servicios financieros y bancarios	\$7,000.00	\$0.00	\$7,000.00	\$3,650.00	\$3,650.00	\$3,650.00	\$3,650.00	\$3,350.00
341001	Intereses, Descuentos, y Otros Servicios Bancarios	\$7,000.00	\$0.00	\$7,000.00	\$3,650.00	\$3,650.00	\$3,650.00	\$3,650.00	\$3,350.00
350000	Servicios de instalación, reparación, mantenimiento	\$209,041.04	\$0.00	\$209,041.04	\$153,602.00	\$153,602.00	\$139,319.93	\$139,319.93	\$55,439.04



COMISIÓN DE AGUA Y ALCANTARILLADO DEL MUNICIPIO DE PROGRESO DE ALVARO OBREGÓN

Hidalgo

Estado Analítico del Ejercicio del Presupuesto por Capítulo del Gasto Del 01/ene./2023 Al 31/may./2023

Fecha y hora de Impresión | 02/jun./2023 | 12:08 p. m.

Usr: contabilidad
Rep: rptEstadoAnalíticoPresupuestoEgresos

Ejercicio del Presupuesto		Egresos Aprobado	Ampliaciones / (Reducciones)	Egresos Modificado	Egresos Comprometido	Egresos Devengado	Egresos Ejercido	Pagado	Subejercicio
51000	Conservación y mantenimiento menor de inmueble	\$24,184.88	\$0.00	\$24,184.88	\$0.00	\$0.00	\$0.00	\$0.00	\$24,184.88
51001	Conservación y mantenimiento menor de inmueble	\$24,184.88	\$0.00	\$24,184.88	\$0.00	\$0.00	\$0.00	\$0.00	\$24,184.88
52000	Instalación, reparación y mantenimiento de mobiliario	\$2,762.03	\$0.00	\$2,762.03	\$0.00	\$0.00	\$0.00	\$0.00	\$2,762.03
52001	Mantenimiento de Mobiliario y Equipo de Administr	\$2,762.03	\$0.00	\$2,762.03	\$0.00	\$0.00	\$0.00	\$0.00	\$2,762.03
53000	Instalación, reparación y mantenimiento de equipó	\$9,600.00	\$0.00	\$9,600.00	\$1,440.00	\$1,440.00	\$1,440.00	\$1,440.00	\$8,160.00
53001	Mantenimiento de bienes informáticos	\$9,600.00	\$0.00	\$9,600.00	\$1,440.00	\$1,440.00	\$1,440.00	\$1,440.00	\$8,160.00
355000	Reparación y mantenimiento de equipo de transpo	\$66,935.00	\$0.00	\$66,935.00	\$106,123.08	\$106,123.08	\$103,991.01	\$103,991.01	-\$39,188.08
355001	Mantenimiento de Vehículos	\$66,935.00	\$0.00	\$66,935.00	\$106,123.08	\$106,123.08	\$103,991.01	\$103,991.01	-\$39,188.08
357000	Instalación, reparación y mantenimiento de maqui	\$105,559.13	\$0.00	\$105,559.13	\$46,038.92	\$46,038.92	\$33,888.92	\$33,888.92	\$59,520.21
357001	Mantenimiento de Maquinaria y Equipo	\$105,559.13	\$0.00	\$105,559.13	\$46,038.92	\$46,038.92	\$33,888.92	\$33,888.92	\$59,520.21
360000	Servicios de comunicación social y publicidad	\$21,255.00	\$0.00	\$21,255.00	\$0.00	\$0.00	\$0.00	\$0.00	\$21,255.00
361000	Difusión por radio, televisión y otros medios de m	\$21,255.00	\$0.00	\$21,255.00	\$0.00	\$0.00	\$0.00	\$0.00	\$21,255.00
361002	Impresiones y Publicaciones Oficiales	\$21,255.00	\$0.00	\$21,255.00	\$0.00	\$0.00	\$0.00	\$0.00	\$21,255.00
370000	Servicios de traslado y viáticos	\$21,392.28	\$0.00	\$21,392.28	\$3,506.89	\$3,506.89	\$3,506.89	\$3,506.89	\$17,885.39
372000	Paseajes terrestres	\$10,335.00	\$0.00	\$10,335.00	\$3,200.00	\$3,200.00	\$3,200.00	\$3,200.00	\$7,135.00
372001	Paseajes terrestres	\$10,335.00	\$0.00	\$10,335.00	\$3,200.00	\$3,200.00	\$3,200.00	\$3,200.00	\$7,135.00
375000	Viáticos en el país	\$7,217.28	\$0.00	\$7,217.28	\$306.89	\$306.89	\$306.89	\$306.89	\$6,910.39
375001	Viáticos en el país	\$7,217.28	\$0.00	\$7,217.28	\$306.89	\$306.89	\$306.89	\$306.89	\$6,910.39
379000	Otros servicios de traslado y hospedaje	\$3,840.00	\$0.00	\$3,840.00	\$0.00	\$0.00	\$0.00	\$0.00	\$3,840.00
379001	Otros servicios de traslado y hospedaje	\$3,840.00	\$0.00	\$3,840.00	\$0.00	\$0.00	\$0.00	\$0.00	\$3,840.00
380000	Servicios oficiales	\$50,973.54	\$0.00	\$50,973.54	\$12,035.80	\$12,035.80	\$12,035.80	\$12,035.80	\$38,937.74
381000	Gastos de ceremonial	\$23,779.88	\$0.00	\$23,779.88	\$3,790.34	\$3,790.34	\$3,790.34	\$3,790.34	\$19,989.54
381001	Gastos de Ceremonial	\$23,779.88	\$0.00	\$23,779.88	\$3,790.34	\$3,790.34	\$3,790.34	\$3,790.34	\$19,989.54
382000	Gastos de orden social y cultural	\$22,393.66	\$0.00	\$22,393.66	\$8,245.46	\$8,245.46	\$8,245.46	\$8,245.46	\$14,148.20
382001	Gastos de orden social	\$22,393.66	\$0.00	\$22,393.66	\$8,245.46	\$8,245.46	\$8,245.46	\$8,245.46	\$14,148.20
383000	Congresos y convenciones	\$4,800.00	\$0.00	\$4,800.00	\$0.00	\$0.00	\$0.00	\$0.00	\$4,800.00
383001	Congresos, Convenciones	\$4,800.00	\$0.00	\$4,800.00	\$0.00	\$0.00	\$0.00	\$0.00	\$4,800.00
390000	Otros servicios generales	\$277,148.04	\$0.00	\$277,148.04	\$54,486.00	\$54,486.00	\$54,486.00	\$54,486.00	\$222,662.04
392000	Impuestos y derechos	\$177,140.04	\$0.00	\$177,140.04	\$19,468.00	\$19,468.00	\$19,468.00	\$19,468.00	\$157,672.04
392006	Pago de derechos	\$177,140.04	\$0.00	\$177,140.04	\$19,468.00	\$19,468.00	\$19,468.00	\$19,468.00	\$157,672.04
398000	Impuesto sobre nóminas y otros que se derivan de	\$100,008.00	\$0.00	\$100,008.00	\$35,018.00	\$35,018.00	\$35,018.00	\$35,018.00	\$64,990.00
398001	Impuesto sobre nóminas y otros que se derivan de	\$100,008.00	\$0.00	\$100,008.00	\$35,018.00	\$35,018.00	\$35,018.00	\$35,018.00	\$64,990.00
500000	BIENES MUEBLES, INMUEBLES E INTAN'	\$145,000.00	\$0.00	\$145,000.00	\$73,187.94	\$73,187.94	\$73,187.94	\$73,187.94	\$71,812.06
510000	Mobiliario y equipo de administración	\$45,000.00	\$0.00	\$45,000.00	\$30,948.28	\$30,948.28	\$30,948.28	\$30,948.28	\$14,051.72

Ejercicio del Presupuesto		Egresos Aprobado	Ampliaciones / (Reducciones)	Egresos Modificado	Egresos Comprometido	Egresos Devengado	Egresos Ejercido	Pagado	Subejercicio
11000	Muebles de oficina y estantería	\$15,000.00	\$0.00	\$15,000.00	\$0.00	\$0.00	\$0.00	\$0.00	\$15,000.00
11001	Muebles de oficina y estantería	\$15,000.00	\$0.00	\$15,000.00	\$0.00	\$0.00	\$0.00	\$0.00	\$15,000.00
15000	Equipo de cómputo y de tecnología de la informática	\$30,000.00	\$0.00	\$30,000.00	\$30,948.28	\$30,948.28	\$30,948.28	\$30,948.28	-\$948.28
15001	Bienes informáticos	\$30,000.00	\$0.00	\$30,000.00	\$30,948.28	\$30,948.28	\$30,948.28	\$30,948.28	-\$948.28
60000	Maquinaria, otros equipos y herramientas	\$100,000.00	\$0.00	\$100,000.00	\$42,239.66	\$42,239.66	\$42,239.66	\$42,239.66	\$57,760.34
62000	Maquinaria y equipo industrial	\$50,000.00	\$0.00	\$50,000.00	\$42,239.66	\$42,239.66	\$42,239.66	\$42,239.66	\$7,760.34
62001	Maquinaria y equipo industrial	\$50,000.00	\$0.00	\$50,000.00	\$42,239.66	\$42,239.66	\$42,239.66	\$42,239.66	\$7,760.34
67000	Herramientas y máquinas-herramienta	\$50,000.00	\$0.00	\$50,000.00	\$0.00	\$0.00	\$0.00	\$0.00	\$50,000.00
67001	Herramientas y Máquinas-Herramientas	\$50,000.00	\$0.00	\$50,000.00	\$0.00	\$0.00	\$0.00	\$0.00	\$50,000.00
300000	PARTICIPACIONES Y APORTACIONES	\$95,261.57	\$0.00	\$95,261.57	\$29,493.50	\$29,493.50	\$23,582.50	\$23,582.50	\$65,768.07
310000	Participaciones	\$95,261.57	\$0.00	\$95,261.57	\$29,493.50	\$29,493.50	\$23,582.50	\$23,582.50	\$65,768.07
316000	Convenios de colaboración administrativa	\$95,261.57	\$0.00	\$95,261.57	\$29,493.50	\$29,493.50	\$23,582.50	\$23,582.50	\$65,768.07
316001	Convenios de colaboración administrativa	\$95,261.57	\$0.00	\$95,261.57	\$29,493.50	\$29,493.50	\$23,582.50	\$23,582.50	\$65,768.07
300000	DEUDA PUBLICA	\$246,202.72	\$0.00	\$246,202.72	\$490,212.80	\$490,212.80	\$490,212.80	\$490,212.80	-\$244,010.08
390000	Adeudos de ejercicios fiscales anteriores (ADEF)	\$246,202.72	\$0.00	\$246,202.72	\$490,212.80	\$490,212.80	\$490,212.80	\$490,212.80	-\$244,010.08
991000	ADEFAS	\$246,202.72	\$0.00	\$246,202.72	\$490,212.80	\$490,212.80	\$490,212.80	\$490,212.80	-\$244,010.08
991001	Adeudos de ejercicios fiscales anteriores (ADEFA)	\$246,202.72	\$0.00	\$246,202.72	\$490,212.80	\$490,212.80	\$490,212.80	\$490,212.80	-\$244,010.08
	Total	\$11,836,053.20	\$0.00	\$11,836,053.20	\$5,001,104.79	\$5,001,104.79	\$4,586,607.07	\$4,586,607.38	\$6,834,948.41



COMISION DE AGUA Y ALCANTARILLADO
MUNICIPIO DE PROGRESO DE ALVARO OBREGON
DIRECCION GENERAL
ING. EFRAIN GONZALEZ PEREZ
DIRECTOR GENERAL



ING. EUSEBIO MARTINEZ MARTIN
COMISARIO



COMISION DE AGUA Y ALCANTARILLADO
MUNICIPIO DE PROGRESO DE ALVARO OBREGON

L.C. ANAYELI SERRANO LOPEZ
ADMINISTRADORA

COMISION DE AGUA Y ALCANTARILLADO DEL MUNICIPIO DE PROGRESO ALVARO OBREGON
Hidalgo

Estado del Ejercicio del Presupuesto de Egresos por Capitulo del Gasto Al 30 de Mayo de 2023

Fecha y hora de Impresión: 04/may/2023 10:48 a. m.

Objeto del Gasto		Aprobado	Ampliaciones/ (Reducciones)	Presupuesto Vigente	Comprometido	Presupuesto Disponibile para Comprometer	Devengado	Comprometido No Devengado	Presupuesto Sin Devengar	Ejercido	Pagado	Cuentas por Pagar Deuda
0000	SERVICIOS PERSONALES	\$4,029,876.60	\$0.00	\$4,029,876.60	\$1,132,279.96	\$2,897,596.64	\$1,132,279.96	\$0.00	\$2,897,596.64	\$1,132,279.96	\$1,132,279.96	\$0.00
0000	Remuneraciones al personal de carácter permanente	\$2,990,266.56	\$0.00	\$2,990,266.56	\$935,061.98	\$2,055,204.58	\$935,061.98	\$0.00	\$2,055,204.58	\$935,061.98	\$935,061.98	\$0.00
0000	Sueldos base al personal permanente	\$2,990,266.56	\$0.00	\$2,990,266.56	\$935,061.98	\$2,055,204.58	\$935,061.98	\$0.00	\$2,055,204.58	\$935,061.98	\$935,061.98	\$0.00
0001	Sueldos	\$2,990,266.56	\$0.00	\$2,990,266.56	\$935,061.98	\$2,055,204.58	\$935,061.98	\$0.00	\$2,055,204.58	\$935,061.98	\$935,061.98	\$0.00
0000	Remuneraciones al personal de carácter transitorio	\$70,000.00	\$0.00	\$70,000.00	\$81,525.14	-\$11,525.14	\$81,525.14	\$0.00	-\$11,525.14	\$81,525.14	\$81,525.14	\$0.00
0000	Sueldos base al personal eventual	\$70,000.00	\$0.00	\$70,000.00	\$81,525.14	-\$11,525.14	\$81,525.14	\$0.00	-\$11,525.14	\$81,525.14	\$81,525.14	\$0.00
0001	Sueldo Base a Personal Eventual	\$70,000.00	\$0.00	\$70,000.00	\$81,525.14	-\$11,525.14	\$81,525.14	\$0.00	-\$11,525.14	\$81,525.14	\$81,525.14	\$0.00
0000	Remuneraciones adicionales y especiales	\$609,286.04	\$0.00	\$609,286.04	\$9,954.24	\$599,331.80	\$9,954.24	\$0.00	\$599,331.80	\$9,954.24	\$9,954.24	\$0.00
0000	Primas por años de servicios efectivos prestados	\$45,000.00	\$0.00	\$45,000.00	\$9,954.24	\$35,045.76	\$9,954.24	\$0.00	\$35,045.76	\$9,954.24	\$9,954.24	\$0.00
0003	Prima de Antigüedad	\$45,000.00	\$0.00	\$45,000.00	\$9,954.24	\$35,045.76	\$9,954.24	\$0.00	\$35,045.76	\$9,954.24	\$9,954.24	\$0.00
0000	Primas de vacaciones, dominical y gratificación de fin de	\$564,286.04	\$0.00	\$564,286.04	\$0.00	\$564,286.04	\$0.00	\$0.00	\$564,286.04	\$0.00	\$0.00	\$0.00
0001	Prima de Vacaciones y Dominical	\$41,531.48	\$0.00	\$41,531.48	\$0.00	\$41,531.48	\$0.00	\$0.00	\$41,531.48	\$0.00	\$0.00	\$0.00
0002	Gratificación Anual	\$522,754.56	\$0.00	\$522,754.56	\$0.00	\$522,754.56	\$0.00	\$0.00	\$522,754.56	\$0.00	\$0.00	\$0.00
0000	Otras prestaciones sociales y económicas	\$360,324.00	\$0.00	\$360,324.00	\$105,738.60	\$254,585.40	\$105,738.60	\$0.00	\$254,585.40	\$105,738.60	\$105,738.60	\$0.00
0000	Otras prestaciones sociales y económicas	\$360,324.00	\$0.00	\$360,324.00	\$105,738.60	\$254,585.40	\$105,738.60	\$0.00	\$254,585.40	\$105,738.60	\$105,738.60	\$0.00
0002	Otras Prestaciones	\$360,324.00	\$0.00	\$360,324.00	\$105,738.60	\$254,585.40	\$105,738.60	\$0.00	\$254,585.40	\$105,738.60	\$105,738.60	\$0.00
0000	MATERIALES Y SUMINISTROS	\$1,767,326.75	\$0.00	\$1,767,326.75	\$903,474.16	\$863,852.59	\$903,474.16	\$0.00	\$863,852.59	\$767,237.70	\$767,237.70	\$136,236.46
0000	Materiales de administración, emisión de documentos	\$110,473.52	\$0.00	\$110,473.52	\$19,462.04	\$91,011.48	\$19,462.04	\$0.00	\$91,011.48	\$14,912.21	\$14,912.21	\$4,549.83
1000	Materiales, útiles y equipos menores de oficina	\$62,104.96	\$0.00	\$62,104.96	\$14,175.89	\$47,929.07	\$14,175.89	\$0.00	\$47,929.07	\$9,626.06	\$9,626.06	\$4,549.83
1001	Material de Oficina	\$37,552.46	\$0.00	\$37,552.46	\$14,175.89	\$23,376.57	\$14,175.89	\$0.00	\$23,376.57	\$9,626.06	\$9,626.06	\$4,549.83
1002	Gastos de Oficina	\$24,552.50	\$0.00	\$24,552.50	\$0.00	\$24,552.50	\$0.00	\$0.00	\$24,552.50	\$0.00	\$0.00	\$0.00
2000	Materiales y útiles de impresión y reproducción	\$35,344.98	\$0.00	\$35,344.98	\$3,146.55	\$32,198.43	\$3,146.55	\$0.00	\$32,198.43	\$3,146.55	\$3,146.55	\$0.00
2001	Materiales y Útiles de Impresión	\$35,344.98	\$0.00	\$35,344.98	\$3,146.55	\$32,198.43	\$3,146.55	\$0.00	\$32,198.43	\$3,146.55	\$3,146.55	\$0.00
4000	Materiales, útiles y equipos menores de tecnologías de I	\$2,499.97	\$0.00	\$2,499.97	\$192.62	\$2,307.35	\$192.62	\$0.00	\$2,307.35	\$192.62	\$192.62	\$0.00
4001	Material para Bienes Informáticos	\$2,499.97	\$0.00	\$2,499.97	\$192.62	\$2,307.35	\$192.62	\$0.00	\$2,307.35	\$192.62	\$192.62	\$0.00
6000	Material de limpieza	\$9,294.81	\$0.00	\$9,294.81	\$1,946.98	\$7,347.83	\$1,946.98	\$0.00	\$7,347.83	\$1,946.98	\$1,946.98	\$0.00
6001	Material de Limpieza	\$9,294.81	\$0.00	\$9,294.81	\$1,946.98	\$7,347.83	\$1,946.98	\$0.00	\$7,347.83	\$1,946.98	\$1,946.98	\$0.00
7000	Materiales y útiles de enseñanza	\$1,228.80	\$0.00	\$1,228.80	\$0.00	\$1,228.80	\$0.00	\$0.00	\$1,228.80	\$0.00	\$0.00	\$0.00
7001	Material Didáctico	\$1,228.80	\$0.00	\$1,228.80	\$0.00	\$1,228.80	\$0.00	\$0.00	\$1,228.80	\$0.00	\$0.00	\$0.00
0000	Alimentos y utensilios	\$28,721.96	\$0.00	\$28,721.96	\$1,844.03	\$26,877.93	\$1,844.03	\$0.00	\$26,877.93	\$1,844.03	\$1,844.03	\$0.00
1000	Productos alimenticios para personas	\$28,721.96	\$0.00	\$28,721.96	\$1,844.03	\$26,877.93	\$1,844.03	\$0.00	\$26,877.93	\$1,844.03	\$1,844.03	\$0.00
1001	Alimentación de Personas	\$28,721.96	\$0.00	\$28,721.96	\$1,844.03	\$26,877.93	\$1,844.03	\$0.00	\$26,877.93	\$1,844.03	\$1,844.03	\$0.00
0000	Materias primas y materiales de producción y comerci	\$135,167.83	\$0.00	\$135,167.83	\$86,477.99	\$48,689.84	\$86,477.99	\$0.00	\$48,689.84	\$85,098.68	\$85,098.68	\$1,379.31
8000	Mercancías adquiridas para su comercialización	\$135,167.83	\$0.00	\$135,167.83	\$86,477.99	\$48,689.84	\$86,477.99	\$0.00	\$48,689.84	\$85,098.68	\$85,098.68	\$1,379.31
8001	Mercancías adquiridas para su comercialización	\$135,167.83	\$0.00	\$135,167.83	\$86,477.99	\$48,689.84	\$86,477.99	\$0.00	\$48,689.84	\$85,098.68	\$85,098.68	\$1,379.31

COMISION DE AGUA Y ALCANTARILLADO
MUNICIPIO DE PROGRESO DE ALVARO O. HIDALGO

CAAMPAA
COMISARIO

COMISION DE AGUA Y ALCANTARILLADO
MUNICIPIO DE PROGRESO DE ALVARO O. HIDALGO

CAAMPAA
ADMINISTRACION Y FINANZAS

COMISION DE AGUA Y ALCANTARILLADO
MUNICIPIO DE PROGRESO DE ALVARO O. HIDALGO

CAAMPAA
DIRECCION GENERAL

COMISION DE AGUA Y ALCANTARILLADO DEL MUNICIPIO DE PROGRESO ALVARO OBREGON

Hidalgo

Estado del Ejercic. el Presupuesto de Egresos por Capitulo del Gasto Al 30/04/2023

Fecha y hora de Impresión | 04/may/2023 | 10:48 a. m.

Objeto del Gasto		Aprobado	Ampliaciones / (Reducciones)	Presupuesto Vigente	Comprometido	Disponible para Comprometer	Presupuesto Comprometer	Devengado	Comprometido No Devengado	Presupuesto Sin Devengar	Ejercido	Pagado	Cuentas por Pagar Deuda
0000	Materiales y artículos de construcción y de reparación	\$766,692.21	\$0.00	\$766,692.21	\$477,068.96	\$289,623.25	\$289,623.25	\$477,068.96	\$0.00	\$289,623.25	\$465,814.89	\$465,814.89	\$11,254.07
1000	Cemento y productos de concreto	\$68,503.43	\$0.00	\$68,503.43	\$41,706.89	\$26,796.54	\$26,796.54	\$41,706.89	\$0.00	\$26,796.54	\$38,172.41	\$38,172.41	\$3,534.48
1001	Cemento y productos de concreto	\$68,503.43	\$0.00	\$68,503.43	\$41,706.89	\$26,796.54	\$26,796.54	\$41,706.89	\$0.00	\$26,796.54	\$38,172.41	\$38,172.41	\$3,534.48
1000	Cal, yeso y productos de yeso	\$12,965.52	\$0.00	\$12,965.52	\$724.14	\$12,241.38	\$12,241.38	\$724.14	\$0.00	\$12,241.38	\$724.14	\$724.14	\$0.00
1001	Cal, yeso y productos de yeso	\$12,965.52	\$0.00	\$12,965.52	\$724.14	\$12,241.38	\$12,241.38	\$724.14	\$0.00	\$12,241.38	\$724.14	\$724.14	\$0.00
3000	Material eléctrico y electrónico	\$15,193.60	\$0.00	\$15,193.60	\$1,844.85	\$13,348.75	\$13,348.75	\$1,844.85	\$0.00	\$13,348.75	\$1,844.85	\$1,844.85	\$0.00
3001	Material Eléctrico	\$15,193.60	\$0.00	\$15,193.60	\$1,844.85	\$13,348.75	\$13,348.75	\$1,844.85	\$0.00	\$13,348.75	\$1,844.85	\$1,844.85	\$0.00
7000	Artículos metálicos para la construcción	\$5,154.31	\$0.00	\$5,154.31	\$3,245.24	\$1,909.07	\$1,909.07	\$3,245.24	\$0.00	\$1,909.07	\$3,245.24	\$3,245.24	\$0.00
7001	Artículos metálicos para la construcción	\$5,154.31	\$0.00	\$5,154.31	\$3,245.24	\$1,909.07	\$1,909.07	\$3,245.24	\$0.00	\$1,909.07	\$3,245.24	\$3,245.24	\$0.00
3000	Otros materiales y artículos de construcción y reparación	\$664,875.35	\$0.00	\$664,875.35	\$429,547.84	\$235,327.51	\$235,327.51	\$429,547.84	\$0.00	\$235,327.51	\$421,828.25	\$421,828.25	\$7,719.59
3001	Otros materiales y artículos de construcción y reparación	\$664,875.35	\$0.00	\$664,875.35	\$429,547.84	\$235,327.51	\$235,327.51	\$429,547.84	\$0.00	\$235,327.51	\$421,828.25	\$421,828.25	\$7,719.59
3000	Productos químicos, farmacéuticos y de laboratorio	\$153,085.86	\$0.00	\$153,085.86	\$119,856.42	\$33,229.44	\$33,229.44	\$119,856.42	\$0.00	\$33,229.44	\$82,700.11	\$82,700.11	\$37,156.31
3001	Medicinas y productos farmacéuticos	\$33,085.86	\$0.00	\$33,085.86	\$19,772.53	\$13,313.33	\$13,313.33	\$19,772.53	\$0.00	\$13,313.33	\$19,772.53	\$19,772.53	\$0.00
3001	Medicinas y Productos Farmacéuticos	\$33,085.86	\$0.00	\$33,085.86	\$19,772.53	\$13,313.33	\$13,313.33	\$19,772.53	\$0.00	\$13,313.33	\$19,772.53	\$19,772.53	\$0.00
3000	Otros productos químicos	\$120,000.00	\$0.00	\$120,000.00	\$100,083.89	\$19,916.11	\$19,916.11	\$100,083.89	\$0.00	\$19,916.11	\$62,927.58	\$62,927.58	\$37,156.31
3001	Otros productos químicos	\$120,000.00	\$0.00	\$120,000.00	\$100,083.89	\$19,916.11	\$19,916.11	\$100,083.89	\$0.00	\$19,916.11	\$62,927.58	\$62,927.58	\$37,156.31
3000	Combustibles, lubricantes y aditivos	\$422,865.34	\$0.00	\$422,865.34	\$165,320.25	\$257,545.09	\$257,545.09	\$165,320.25	\$0.00	\$257,545.09	\$83,423.31	\$83,423.31	\$81,896.94
1000	Combustibles, lubricantes y aditivos	\$422,865.34	\$0.00	\$422,865.34	\$165,320.25	\$257,545.09	\$257,545.09	\$165,320.25	\$0.00	\$257,545.09	\$83,423.31	\$83,423.31	\$81,896.94
1001	Combustibles y Lubricantes vehículos y equipos terrestres	\$422,865.34	\$0.00	\$422,865.34	\$165,320.25	\$257,545.09	\$257,545.09	\$165,320.25	\$0.00	\$257,545.09	\$83,423.31	\$83,423.31	\$81,896.94
3000	Vestuario, blancos, prendas de protección y artículos	\$51,507.79	\$0.00	\$51,507.79	\$13,114.34	\$38,393.45	\$38,393.45	\$13,114.34	\$0.00	\$38,393.45	\$13,114.34	\$13,114.34	\$0.00
1000	Vestuario y uniformes	\$20,000.00	\$0.00	\$20,000.00	\$0.00	\$20,000.00	\$20,000.00	\$0.00	\$0.00	\$20,000.00	\$0.00	\$0.00	\$0.00
1001	Vestuario, Uniformes	\$20,000.00	\$0.00	\$20,000.00	\$0.00	\$20,000.00	\$20,000.00	\$0.00	\$0.00	\$20,000.00	\$0.00	\$0.00	\$0.00
2000	Prendas de seguridad y protección personal	\$31,507.79	\$0.00	\$31,507.79	\$13,114.34	\$18,393.45	\$18,393.45	\$13,114.34	\$0.00	\$18,393.45	\$13,114.34	\$13,114.34	\$0.00
2001	Prendas de Protección	\$31,507.79	\$0.00	\$31,507.79	\$13,114.34	\$18,393.45	\$18,393.45	\$13,114.34	\$0.00	\$18,393.45	\$13,114.34	\$13,114.34	\$0.00
0000	Herramientas, refacciones y accesorios menores	\$98,812.24	\$0.00	\$98,812.24	\$20,330.13	\$78,482.11	\$78,482.11	\$20,330.13	\$0.00	\$78,482.11	\$20,330.13	\$20,330.13	\$0.00
1000	Herramientas menores	\$29,922.56	\$0.00	\$29,922.56	\$14,323.25	\$15,599.31	\$15,599.31	\$14,323.25	\$0.00	\$15,599.31	\$14,323.25	\$14,323.25	\$0.00
1001	Herramientas Menores	\$29,922.56	\$0.00	\$29,922.56	\$14,323.25	\$15,599.31	\$15,599.31	\$14,323.25	\$0.00	\$15,599.31	\$14,323.25	\$14,323.25	\$0.00
4000	Refacciones y accesorios menores de equipo de cómputo	\$6,829.36	\$0.00	\$6,829.36	\$5,800.00	\$1,029.36	\$1,029.36	\$5,800.00	\$0.00	\$1,029.36	\$5,800.00	\$5,800.00	\$0.00
4001	Refacciones y accesorios menores de equipo de cómputo	\$6,829.36	\$0.00	\$6,829.36	\$5,800.00	\$1,029.36	\$1,029.36	\$5,800.00	\$0.00	\$1,029.36	\$5,800.00	\$5,800.00	\$0.00
6000	Refacciones y accesorios menores de equipo de transporte	\$629.31	\$0.00	\$629.31	\$0.00	\$629.31	\$629.31	\$0.00	\$0.00	\$629.31	\$0.00	\$0.00	\$0.00
6001	Refacciones y accesorios menores de equipo de transporte	\$629.31	\$0.00	\$629.31	\$0.00	\$629.31	\$629.31	\$0.00	\$0.00	\$629.31	\$0.00	\$0.00	\$0.00
8000	Refacciones y accesorios menores de maquinaria y otro	\$50,000.00	\$0.00	\$50,000.00	\$206.88	\$49,793.12	\$49,793.12	\$206.88	\$0.00	\$49,793.12	\$206.88	\$206.88	\$0.00
8001	Refacciones y accesorios menores de maquinaria y otro	\$50,000.00	\$0.00	\$50,000.00	\$206.88	\$49,793.12	\$49,793.12	\$206.88	\$0.00	\$49,793.12	\$206.88	\$206.88	\$0.00
9000	Refacciones y accesorios menores otros bienes muebles	\$11,431.01	\$0.00	\$11,431.01	\$0.00	\$11,431.01	\$11,431.01	\$0.00	\$0.00	\$11,431.01	\$0.00	\$0.00	\$0.00
9001	Refacciones y accesorios menores otros bienes muebles	\$11,431.01	\$0.00	\$11,431.01	\$0.00	\$11,431.01	\$11,431.01	\$0.00	\$0.00	\$11,431.01	\$0.00	\$0.00	\$0.00

COMISION DE AGUA Y ALCANTARILLADO
MPIO. DE PROGRESO DE ALVARO O. HGO.



**CAAMPAO
COMISA**



**CAAMPAO
ADMINISTRACION Y FINANCIAMIENTO**

Page 2

COMISION DE AGUA Y ALCANTARILLADO DEL MUNICIPIO DE PROGRESO ALVARO OBREGON
 Hidalgo

Estado del Ejercicio del Presupuesto de Egresos por Capitulo del Gasto Al 30/05/2023

Fecha y hora de Impresión | 04/may/2023 | 10:48 a. m.

Objeto del Gasto		Aprobado	Ampliaciones / (Reducciones)	Presupuesto Vigente	Comprometido	Disponibilidad para Comprometer	Presupuesto Comprometer	Devengado	Comprometido No Devengado	Presupuesto Sin Devengar	Ejercido	Pagado	Cuentas por Pagar/Deuda
0000	SERVICIOS GENERALES	\$5,552,385.56	\$0.00	\$5,552,385.56	\$1,358,793.14	\$4,193,592.42	\$1,358,793.14	\$0.00	\$0.00	\$4,193,592.42	\$1,115,569.69	\$1,115,570.00	\$243,223.14
0000	Servicios básicos	\$4,524,136.94	\$0.00	\$4,524,136.94	\$886,119.39	\$3,638,017.55	\$886,119.39	\$0.00	\$0.00	\$3,638,017.55	\$669,198.70	\$669,199.01	\$216,920.38
1000	Energía eléctrica	\$3,837,695.27	\$0.00	\$3,837,695.27	\$880,841.94	\$2,956,853.33	\$880,841.94	\$0.00	\$0.00	\$2,956,853.33	\$663,921.25	\$663,921.56	\$216,920.38
1001	Servicio de Energía Eléctrica	\$3,837,695.27	\$0.00	\$3,837,695.27	\$880,841.94	\$2,956,853.33	\$880,841.94	\$0.00	\$0.00	\$2,956,853.33	\$663,921.25	\$663,921.56	\$216,920.38
2000	Gas	\$1,449.60	\$0.00	\$1,449.60	\$108.49	\$1,341.11	\$108.49	\$0.00	\$0.00	\$1,341.11	\$108.49	\$108.49	\$0.00
2001	Gas	\$1,449.60	\$0.00	\$1,449.60	\$108.49	\$1,341.11	\$108.49	\$0.00	\$0.00	\$1,341.11	\$108.49	\$108.49	\$0.00
3000	Agua	\$669,485.19	\$0.00	\$669,485.19	\$0.00	\$669,485.19	\$0.00	\$0.00	\$0.00	\$669,485.19	\$0.00	\$0.00	\$0.00
3001	Servicio de Agua	\$669,485.19	\$0.00	\$669,485.19	\$0.00	\$669,485.19	\$0.00	\$0.00	\$0.00	\$669,485.19	\$0.00	\$0.00	\$0.00
4000	Telefonía tradicional	\$15,506.88	\$0.00	\$15,506.88	\$5,168.96	\$10,337.92	\$5,168.96	\$0.00	\$0.00	\$10,337.92	\$5,168.96	\$5,168.96	\$0.00
4001	Servicio Telefónico Tradicional	\$15,506.88	\$0.00	\$15,506.88	\$5,168.96	\$10,337.92	\$5,168.96	\$0.00	\$0.00	\$10,337.92	\$5,168.96	\$5,168.96	\$0.00
5000	Servicios de arrendamiento	\$187,714.52	\$0.00	\$187,714.52	\$169,733.42	\$17,981.10	\$169,733.42	\$0.00	\$0.00	\$17,981.10	\$156,107.22	\$156,107.22	\$13,626.20
10000	Arrendamiento de edificios	\$79,200.00	\$0.00	\$79,200.00	\$24,800.00	\$54,400.00	\$24,800.00	\$0.00	\$0.00	\$54,400.00	\$24,800.00	\$24,800.00	\$0.00
12001	Arrendamiento de edificios	\$79,200.00	\$0.00	\$79,200.00	\$24,800.00	\$54,400.00	\$24,800.00	\$0.00	\$0.00	\$54,400.00	\$24,800.00	\$24,800.00	\$0.00
15000	Arrendamiento de equipo de transporte	\$31,034.52	\$0.00	\$31,034.52	\$13,750.03	\$17,284.49	\$13,750.03	\$0.00	\$0.00	\$17,284.49	\$7,857.16	\$7,857.16	\$5,892.87
15001	Servicios de arrendamiento de vehículos y equipo de Itra	\$31,034.52	\$0.00	\$31,034.52	\$13,750.03	\$17,284.49	\$13,750.03	\$0.00	\$0.00	\$17,284.49	\$7,857.16	\$7,857.16	\$5,892.87
26000	Arrendamiento de maquinaria, otros equipos y herramei	\$50,000.00	\$0.00	\$50,000.00	\$7,733.33	\$42,266.67	\$7,733.33	\$0.00	\$0.00	\$42,266.67	\$0.00	\$0.00	\$0.00
26001	Arrendamiento de Maquinaria y Equipo	\$50,000.00	\$0.00	\$50,000.00	\$7,733.33	\$42,266.67	\$7,733.33	\$0.00	\$0.00	\$42,266.67	\$0.00	\$0.00	\$0.00
29000	Otros arrendamientos	\$27,480.00	\$0.00	\$27,480.00	\$123,450.06	-\$95,970.06	\$123,450.06	\$0.00	\$0.00	-\$95,970.06	\$0.00	\$0.00	\$0.00
29001	Otros arrendamientos	\$27,480.00	\$0.00	\$27,480.00	\$123,450.06	-\$95,970.06	\$123,450.06	\$0.00	\$0.00	-\$95,970.06	\$0.00	\$0.00	\$0.00
30000	Servicios profesionales, científicos, técnicos y otros s	\$253,724.20	\$0.00	\$253,724.20	\$146,189.55	\$107,534.65	\$146,189.55	\$0.00	\$0.00	\$107,534.65	\$141,879.20	\$141,879.20	\$4,310.35
31000	Servicios legales, de contabilidad, auditoría y relacionad	\$100,000.00	\$0.00	\$100,000.00	\$0.00	\$100,000.00	\$0.00	\$0.00	\$0.00	\$100,000.00	\$0.00	\$0.00	\$0.00
31001	Servicios legales	\$100,000.00	\$0.00	\$100,000.00	\$0.00	\$100,000.00	\$0.00	\$0.00	\$0.00	\$100,000.00	\$0.00	\$0.00	\$0.00
33000	Servicios de consultoría administrativa, procesos, técnic	\$53,724.20	\$0.00	\$53,724.20	\$17,241.40	\$36,482.80	\$17,241.40	\$0.00	\$0.00	\$36,482.80	\$12,931.05	\$12,931.05	\$4,310.35
33001	Servicios de informática	\$53,724.20	\$0.00	\$53,724.20	\$17,241.40	\$36,482.80	\$17,241.40	\$0.00	\$0.00	\$36,482.80	\$12,931.05	\$12,931.05	\$4,310.35
35000	Servicios de investigación científica y desarrollo	\$70,000.00	\$0.00	\$70,000.00	\$60,049.66	\$9,950.34	\$60,049.66	\$0.00	\$0.00	\$9,950.34	\$60,049.66	\$60,049.66	\$0.00
35001	Servicios de investigación científica y desarrollo	\$70,000.00	\$0.00	\$70,000.00	\$60,049.66	\$9,950.34	\$60,049.66	\$0.00	\$0.00	\$9,950.34	\$60,049.66	\$60,049.66	\$0.00
36000	Servicios de apoyo administrativo, fotocopiado e impresi	\$30,000.00	\$0.00	\$30,000.00	\$68,898.49	-\$38,898.49	\$68,898.49	\$0.00	\$0.00	-\$38,898.49	\$68,898.49	\$68,898.49	\$0.00
36001	Servicios de apoyo administrativo, fotocopiado e impresi	\$30,000.00	\$0.00	\$30,000.00	\$68,898.49	-\$38,898.49	\$68,898.49	\$0.00	\$0.00	-\$38,898.49	\$68,898.49	\$68,898.49	\$0.00
40000	Servicios financieros, bancarios y comerciales	\$7,000.00	\$0.00	\$7,000.00	\$1,960.86	\$5,039.14	\$1,960.86	\$0.00	\$0.00	\$5,039.14	\$1,960.86	\$1,960.86	\$0.00
41000	Servicios financieros y bancarios	\$7,000.00	\$0.00	\$7,000.00	\$1,960.86	\$5,039.14	\$1,960.86	\$0.00	\$0.00	\$5,039.14	\$1,960.86	\$1,960.86	\$0.00
41001	Intereses, Descuentos, y otros Servicios Bancarios	\$7,000.00	\$0.00	\$7,000.00	\$1,960.86	\$5,039.14	\$1,960.86	\$0.00	\$0.00	\$5,039.14	\$1,960.86	\$1,960.86	\$0.00
150000	Servicios de instalación, reparación, mantenimiento y	\$209,041.04	\$0.00	\$209,041.04	\$92,559.23	\$116,481.81	\$92,559.23	\$0.00	\$0.00	\$116,481.81	\$84,193.02	\$84,193.02	\$6,366.21
151000	Conservación y mantenimiento menor de inmuebles	\$24,184.88	\$0.00	\$24,184.88	\$0.00	\$24,184.88	\$0.00	\$0.00	\$0.00	\$24,184.88	\$0.00	\$0.00	\$0.00
151001	Conservación y mantenimiento menor de inmuebles	\$24,184.88	\$0.00	\$24,184.88	\$0.00	\$24,184.88	\$0.00	\$0.00	\$0.00	\$24,184.88	\$0.00	\$0.00	\$0.00
152000	Instalación, reparación y mantenimiento de mobiliario y e	\$2,762.03	\$0.00	\$2,762.03	\$0.00	\$2,762.03	\$0.00	\$0.00	\$0.00	\$2,762.03	\$0.00	\$0.00	\$0.00



COMISION DE AGUA Y ALCANTARILLADO
MUNICIPIO DE PROGRESO DE ALVARO O. HGO.



CAAMPAD
COMISARIO



COMISION DE AGUA Y ALCANTARILLADO
MUNICIPIO DE PROGRESO DE ALVARO O. HGO.



CAAMPAD
DIRECCION GENERAL

COMISION DE AGUA Y ALCANTARILLADO DEL MUNICIPIO DE PROGRESO ALVARO OBREGON
Hidalgo

Estado del Ejercicio al Presupuesto de Egresos por Capitulo del Gasto Al 30/04/2023

Fecha y hora de Impresión: 04/may/2023 10:48 a. m.

Cuentas por Pagar Deuda	Pagado	Ejercido	Presupuesto Sin Devengar	Comprometido		Presupuesto Disponible para Comprometer		Ampliaciones / (Reducciones)	Aprobado	Presupuesto Vigente	Comprometido	Devengado	Comprometido No Devengado	Cuentas por Pagar Deuda
				Devengado	No Devengado	Disponibles para Comprometer	Comprometido							
001 Mantenimiento de Mobiliario y Equipo de Administración	\$0.00	\$0.00	\$2,762.03	\$0.00	\$0.00	\$2,762.03	\$0.00	\$0.00	\$2,762.03	\$0.00	\$0.00	\$0.00	\$0.00	\$0.00
000 Instalación, reparación y mantenimiento de equipo de cc	\$0.00	\$0.00	\$9,600.00	\$0.00	\$0.00	\$9,600.00	\$0.00	\$0.00	\$9,600.00	\$0.00	\$0.00	\$0.00	\$0.00	\$0.00
001 Mantenimiento de bienes informáticos	\$0.00	\$0.00	\$9,600.00	\$0.00	\$0.00	\$9,600.00	\$0.00	\$0.00	\$9,600.00	\$0.00	\$0.00	\$0.00	\$0.00	\$0.00
000 Reparación y mantenimiento de equipo de transporte	\$62,329.10	\$62,329.10	\$66,935.00	\$70,695.31	\$0.00	\$66,935.00	\$70,695.31	\$0.00	\$66,935.00	\$66,935.00	\$70,695.31	\$0.00	\$0.00	\$8,366.21
001 Mantenimiento de Vehículos	\$62,329.10	\$62,329.10	\$66,935.00	\$70,695.31	\$0.00	\$66,935.00	\$70,695.31	\$0.00	\$66,935.00	\$66,935.00	\$70,695.31	\$0.00	\$0.00	\$8,366.21
000 Instalación, reparación y mantenimiento de maquinaria,	\$21,863.92	\$21,863.92	\$105,559.13	\$21,863.92	\$0.00	\$83,695.21	\$21,863.92	\$0.00	\$105,559.13	\$105,559.13	\$21,863.92	\$0.00	\$0.00	\$0.00
001 Mantenimiento de Maquinaria y Equipo	\$21,863.92	\$21,863.92	\$105,559.13	\$21,863.92	\$0.00	\$83,695.21	\$21,863.92	\$0.00	\$105,559.13	\$105,559.13	\$21,863.92	\$0.00	\$0.00	\$0.00
000 Servicios de comunicación social y publicidad	\$0.00	\$0.00	\$21,255.00	\$0.00	\$0.00	\$21,255.00	\$0.00	\$0.00	\$21,255.00	\$0.00	\$0.00	\$0.00	\$0.00	\$0.00
000 Difusión por radio, televisión y otros medios de mensaje	\$0.00	\$0.00	\$21,255.00	\$0.00	\$0.00	\$21,255.00	\$0.00	\$0.00	\$21,255.00	\$0.00	\$0.00	\$0.00	\$0.00	\$0.00
002 Impresiones y Publicaciones Oficiales	\$0.00	\$0.00	\$21,255.00	\$0.00	\$0.00	\$21,255.00	\$0.00	\$0.00	\$21,255.00	\$0.00	\$0.00	\$0.00	\$0.00	\$0.00
000 Servicios de traslado y viáticos	\$2,866.89	\$2,866.89	\$21,392.28	\$2,866.89	\$0.00	\$18,525.39	\$2,866.89	\$0.00	\$21,392.28	\$21,392.28	\$2,866.89	\$0.00	\$0.00	\$0.00
000 Pasajes terrestres	\$2,866.89	\$2,866.89	\$21,392.28	\$2,866.89	\$0.00	\$18,525.39	\$2,866.89	\$0.00	\$21,392.28	\$21,392.28	\$2,866.89	\$0.00	\$0.00	\$0.00
001 Pasajes terrestres	\$2,560.00	\$2,560.00	\$10,335.00	\$2,560.00	\$0.00	\$7,775.00	\$2,560.00	\$0.00	\$10,335.00	\$10,335.00	\$2,560.00	\$0.00	\$0.00	\$0.00
000 Viáticos en el país	\$306.89	\$306.89	\$7,217.28	\$306.89	\$0.00	\$6,910.39	\$306.89	\$0.00	\$7,217.28	\$7,217.28	\$306.89	\$0.00	\$0.00	\$0.00
001 Viáticos en el país	\$306.89	\$306.89	\$7,217.28	\$306.89	\$0.00	\$6,910.39	\$306.89	\$0.00	\$7,217.28	\$7,217.28	\$306.89	\$0.00	\$0.00	\$0.00
000 Otros servicios de traslado y hospedaje	\$0.00	\$0.00	\$3,840.00	\$0.00	\$0.00	\$3,840.00	\$0.00	\$0.00	\$3,840.00	\$0.00	\$0.00	\$0.00	\$0.00	\$0.00
001 Otros servicios de traslado y hospedaje	\$0.00	\$0.00	\$3,840.00	\$0.00	\$0.00	\$3,840.00	\$0.00	\$0.00	\$3,840.00	\$0.00	\$0.00	\$0.00	\$0.00	\$0.00
000 Servicios oficiales	\$12,035.80	\$12,035.80	\$50,973.54	\$12,035.80	\$0.00	\$38,937.74	\$12,035.80	\$0.00	\$50,973.54	\$50,973.54	\$12,035.80	\$0.00	\$0.00	\$0.00
000 Gastos de ceremonial	\$3,790.34	\$3,790.34	\$23,779.88	\$3,790.34	\$0.00	\$19,989.54	\$3,790.34	\$0.00	\$23,779.88	\$23,779.88	\$3,790.34	\$0.00	\$0.00	\$0.00
001 Gastos de Ceremonial	\$3,790.34	\$3,790.34	\$23,779.88	\$3,790.34	\$0.00	\$19,989.54	\$3,790.34	\$0.00	\$23,779.88	\$23,779.88	\$3,790.34	\$0.00	\$0.00	\$0.00
000 Gastos de orden social y cultural	\$8,245.46	\$8,245.46	\$22,393.66	\$8,245.46	\$0.00	\$14,148.20	\$8,245.46	\$0.00	\$22,393.66	\$22,393.66	\$8,245.46	\$0.00	\$0.00	\$0.00
001 Gastos de orden social	\$8,245.46	\$8,245.46	\$22,393.66	\$8,245.46	\$0.00	\$14,148.20	\$8,245.46	\$0.00	\$22,393.66	\$22,393.66	\$8,245.46	\$0.00	\$0.00	\$0.00
000 Congresos y convenciones	\$0.00	\$0.00	\$4,800.00	\$0.00	\$0.00	\$4,800.00	\$0.00	\$0.00	\$4,800.00	\$0.00	\$0.00	\$0.00	\$0.00	\$0.00
001 Congresos, Convenciones	\$0.00	\$0.00	\$4,800.00	\$0.00	\$0.00	\$4,800.00	\$0.00	\$0.00	\$4,800.00	\$0.00	\$0.00	\$0.00	\$0.00	\$0.00
000 Otros servicios generales	\$47,328.00	\$47,328.00	\$277,148.04	\$47,328.00	\$0.00	\$229,820.04	\$47,328.00	\$0.00	\$277,148.04	\$277,148.04	\$47,328.00	\$0.00	\$0.00	\$0.00
000 Impuestos y derechos	\$19,468.00	\$19,468.00	\$177,140.04	\$19,468.00	\$0.00	\$157,672.04	\$19,468.00	\$0.00	\$177,140.04	\$177,140.04	\$19,468.00	\$0.00	\$0.00	\$0.00
006 Pago de derechos	\$19,468.00	\$19,468.00	\$177,140.04	\$19,468.00	\$0.00	\$157,672.04	\$19,468.00	\$0.00	\$177,140.04	\$177,140.04	\$19,468.00	\$0.00	\$0.00	\$0.00
000 Impuesto sobre nóminas y otros que se deriven de una i	\$27,860.00	\$27,860.00	\$100,008.00	\$27,860.00	\$0.00	\$72,148.00	\$27,860.00	\$0.00	\$100,008.00	\$100,008.00	\$27,860.00	\$0.00	\$0.00	\$0.00
001 Impuesto sobre nóminas y otros que se deriven de una i	\$27,860.00	\$27,860.00	\$100,008.00	\$27,860.00	\$0.00	\$72,148.00	\$27,860.00	\$0.00	\$100,008.00	\$100,008.00	\$27,860.00	\$0.00	\$0.00	\$0.00
000 BIENES MUEBLES, INMUEBLES E INTANGIBLE	\$73,187.94	\$73,187.94	\$145,000.00	\$73,187.94	\$0.00	\$71,812.06	\$73,187.94	\$0.00	\$145,000.00	\$145,000.00	\$73,187.94	\$0.00	\$0.00	\$0.00
000 Mobiliario y equipo de administración	\$30,948.28	\$30,948.28	\$45,000.00	\$30,948.28	\$0.00	\$14,051.72	\$30,948.28	\$0.00	\$45,000.00	\$45,000.00	\$30,948.28	\$0.00	\$0.00	\$0.00
000 Muebles de oficina y estantería	\$0.00	\$0.00	\$15,000.00	\$0.00	\$0.00	\$15,000.00	\$0.00	\$0.00	\$15,000.00	\$0.00	\$0.00	\$0.00	\$0.00	\$0.00
001 Muebles de oficina y estantería	\$0.00	\$0.00	\$15,000.00	\$0.00	\$0.00	\$15,000.00	\$0.00	\$0.00	\$15,000.00	\$0.00	\$0.00	\$0.00	\$0.00	\$0.00
000 Equipo de cómputo y de tecnología de la información	\$30,948.28	\$30,948.28	\$30,000.00	\$30,948.28	\$0.00	\$-948.28	\$30,948.28	\$0.00	\$30,000.00	\$30,948.28	\$30,948.28	\$0.00	\$0.00	\$0.00
001 Bienes informáticos	\$30,948.28	\$30,948.28	\$30,000.00	\$30,948.28	\$0.00	\$-948.28	\$30,948.28	\$0.00	\$30,000.00	\$30,948.28	\$30,948.28	\$0.00	\$0.00	\$0.00

COMISION DE AGUA Y ALCANTARILLADO
MPIO. DE PROGRESO DE ALVARO O. HGO.

COMISION DE AGUA Y ALCANTARILLADO
MPIO. DE PROGRESO DE ALVARO O. HGO.


COMISION DE AGUA Y ALCANTARILLADO
MPIO. DE PROGRESO DE ALVARO O. HGO.


COMISION DE AGUA Y ALCANTARILLADO DEL MUNICIPIO DE PROGRESO ALVARO OBREGON
Hidalgo
Estado del Ejerc. del Presupuesto de Egresos por Capitulo del Gasto Al 30/04/2023


Fecha y hora de Impresión: 04/may/2023 10:48 a. m.


Objeto del Gasto		Aprobado	Ampliaciones / (Reducciones)	Presupuesto Vigente	Comprometido	Presupuesto Disponible para Comprometer	Devengado	Comprometido No Devengado	Presupuesto Sin Devengar	Ejercido	Pagado	Cuentas por Pagar Deuda
000	Maquinaria, otros equipos y herramientas	\$100,000.00	\$0.00	\$100,000.00	\$42,239.66	\$57,760.34	\$42,239.66	\$0.00	\$57,760.34	\$42,239.66	\$42,239.66	\$0.00
000	Maquinaria y equipo industrial	\$50,000.00	\$0.00	\$50,000.00	\$42,239.66	\$7,760.34	\$42,239.66	\$0.00	\$7,760.34	\$42,239.66	\$42,239.66	\$0.00
001	Maquinaria y equipo industrial	\$50,000.00	\$0.00	\$50,000.00	\$42,239.66	\$7,760.34	\$42,239.66	\$0.00	\$7,760.34	\$42,239.66	\$42,239.66	\$0.00
000	Herramientas y máquinas-herramienta	\$50,000.00	\$0.00	\$50,000.00	\$0.00	\$50,000.00	\$0.00	\$0.00	\$50,000.00	\$0.00	\$0.00	\$0.00
001	Herramientas y Máquinas-Herramientas	\$50,000.00	\$0.00	\$50,000.00	\$0.00	\$50,000.00	\$0.00	\$0.00	\$50,000.00	\$0.00	\$0.00	\$0.00
000	PARTICIPACIONES Y APORTACIONES	\$95,261.57	\$0.00	\$95,261.57	\$17,671.50	\$77,590.07	\$17,671.50	\$0.00	\$77,590.07	\$17,671.50	\$17,671.50	\$0.00
000	Participaciones	\$95,261.57	\$0.00	\$95,261.57	\$17,671.50	\$77,590.07	\$17,671.50	\$0.00	\$77,590.07	\$17,671.50	\$17,671.50	\$0.00
000	Convenios de colaboración administrativa	\$95,261.57	\$0.00	\$95,261.57	\$17,671.50	\$77,590.07	\$17,671.50	\$0.00	\$77,590.07	\$17,671.50	\$17,671.50	\$0.00
001	Convenios de colaboración administrativa	\$95,261.57	\$0.00	\$95,261.57	\$17,671.50	\$77,590.07	\$17,671.50	\$0.00	\$77,590.07	\$17,671.50	\$17,671.50	\$0.00
000	DEUDA PUBLICA	\$246,202.72	\$0.00	\$246,202.72	\$414,933.42	-\$168,730.70	\$414,933.42	\$0.00	-\$168,730.70	\$414,933.42	\$414,933.42	\$0.00
000	Adeudos de ejercicios fiscales anteriores (ADEFAS)	\$246,202.72	\$0.00	\$246,202.72	\$414,933.42	-\$168,730.70	\$414,933.42	\$0.00	-\$168,730.70	\$414,933.42	\$414,933.42	\$0.00
000	ADEFAS	\$246,202.72	\$0.00	\$246,202.72	\$414,933.42	-\$168,730.70	\$414,933.42	\$0.00	-\$168,730.70	\$414,933.42	\$414,933.42	\$0.00
1001	Adeudos de ejercicios fiscales anteriores (ADEFAS)	\$246,202.72	\$0.00	\$246,202.72	\$414,933.42	-\$168,730.70	\$414,933.42	\$0.00	-\$168,730.70	\$414,933.42	\$414,933.42	\$0.00
Total		\$11,836,053.20	\$0.00	\$11,836,053.20	\$3,900,340.12	\$7,935,713.08	\$3,900,340.12	\$0.00	\$7,935,713.08	\$3,900,340.12	\$3,520,880.21	\$379,459.60

COMISION DE AGUA Y ALCANTARILLADO
MPIO. DE PROGRESO DE ALVARO O. HGO.


CAAMPAS
DIRECCION GENERAL


ING. EUSEBIO MARTINEZ MARTIN
 COMISARIO


COMISION DE AGUA Y ALCANTARILLADO
MPIO. DE PROGRESO DE ALVARO O. HGO.


L.C. ANAYELI SERRANO LOPEZ
 ADMINISTRADORA

MPIO. DE PROGRESO DE ALVARO O. HGO.